




Schweizerische Eidgenossenschaft  
Confédération suisse  
Confederazione Svizzera  
Confederaziun svizra

Swiss Agency for Development  
and Cooperation SDC



---

**APPENDICES:**  
Research and Case Studies  
of 2020 National Human  
Development Report on  
Social Inclusion

---

## TABLE OF CONTENTS

<b>Appendix 1: NHDR 2019 Survey</b> .....	<b>3</b>
<b>Appendix 2: NHDR Questionnaire 2019</b> .....	<b>6</b>
<b>Appendix 3A: Bijeljina Community Profile</b> .....	<b>37</b>
<b>Appendix 3B: Gradačac Community Profile</b> .....	<b>51</b>
<b>Appendix 3C: Ilijaš Community Profile</b> .....	<b>62</b>
<b>Appendix 3D: Laktaši Community Profile</b> .....	<b>70</b>
<b>Appendix 3E: Ljubuški Community Profile</b> .....	<b>84</b>
<b>Appendix 3F: Nevesinje Community Profile</b> .....	<b>93</b>
<b>Appendix 3G: Tešanj Community Profile</b> .....	<b>104</b>
<b>Appendix 4: Citizens' Voices Survey</b> .....	<b>114</b>
<b>Appendix 5: Center for Social Work and Education Specialist focus group recommendations</b> .....	<b>119</b>

## **Appendix 1: NHDR 2019 Survey**

The NHDR 2019 Social Inclusion Survey is a continuation of the NHDR 2009 Social Capital Survey. With the exception of three additional questions, the NHDR 2019 replicates the previous round conducted a decade ago, allowing to compare changes in the trend. The main difference between the two surveys, however, is the sampling frame. The NHDR 2009 Survey covered a nationally representative sample (with a sample size of 1613), whereas NHDR 2019 Survey was conducted in seven municipalities (with a sample size of 333). As such, the NHDR 2019 Survey serves as a guide for a future, nationally representative survey.

Following the design of the sampling frame, the NHDR 2019 Survey implemented between September and October 2019. The data entry was finalized in late October – early November 2019. Compared with the NHDR 2009 Survey, the NHDR 2019 sample was somewhat older, with relatively more male and married respondents. The weight of the respondents with a secondary school degree in the NHDR 2009 Survey was lower, 31%, than that of the respondents with the same degree in the NHDR 2019 Survey, 39%. The lower percentage of female respondents in the NHDR 2019 Survey was reflected in the distribution of the labor market status of the sample. Relatively, the representation of respondents engaged in reproductive work were lower in NDHR 2019 than was the case in NHDR 2009. On the other hand, the income level captured in the NHDR 2019 was higher than the level captured in NHDR 2009 survey. Approximately half of the respondents reported their income level between 500 and 1500 KM in NHDR 2019. In NHDR 2009, less than 40% of the respondents reported their income in the same bracket.

Because the NHDR 2019 Survey was conducted in select municipalities, the ethnic/national affiliation of the survey diverged from the representation of the NHDR 2009 Survey.

The NHDR 2019 Survey replicates most of the questions included in the NHDR 2009 survey. The main difference between the two surveys is the sampling frame. The NHDR 2009 Survey covered a nationally representative sample, whereas NHDR 2019 Survey was conducted in seven municipalities. As such, NHDR 2019 serves as a guide for a future, nationally representative survey.

The change in the sampling frames is evident in the characteristics of the sampled populations. Below, we present the comparison of the two surveys.

The NHDR 2019 Sample was somewhat older, with relatively more male and married respondents. The weight of the respondents with a secondary school degree in the NHDR 2009 Survey was lower, 31%, than that of the respondents with the same degree in the NHDR 2019 Survey, 39%. The lower percentage of female respondents in the NHDR 2019 Survey was reflected in the distribution of the labor market status of the sample. Relatively, the representation of respondents engaged in reproductive work were lower in NDHR 2019 than was the case in NHDR 2009. On the other hand, the

income level captured in the NHDR 2019 was higher than the level captured in NHDR 2009 survey. Approximately half of the respondents reported their income level between 500 and 1500 KM in NHDR 2019. In NHDR 2009, less than 40% of the respondents reported their income in the same bracket.

Because the NHDR 2019 Survey was conducted in select municipalities, the ethnic/national affiliation of the survey diverged from the representation of the NHDR 2009 Survey. Relatively more Serbs were present in the NHDR 2019 than was the case in the NHDR 2009.

Table A2.1 Sample characteristics

	2009	2019
	<b>(years)</b>	
<b>Age</b>	47	53
<b>Gender</b>	<b>(%)</b>	
Male	42	53
Female	58	47
<b>Marital Status</b>	<b>(%)</b>	
Single	24	11
Married	55	62
Cohabitation	1	2
Separated/Divorced	4	3
Widowed	16	17
NA / don't want to answer	1	7
<b>Education</b>	<b>(%)</b>	
No education	3	3
1-3 grades	4	2
4-7 grades	6	5
Elementary School	17	13
Secondary School 2-3 years	24	22
Completed Secondary School	31	39
Completed High School	4	5
Completed University Education	10	10
MA, Ph.D. degree	1	1
Don't know / don't want to answer	1	0
<b>Labor Market Status</b>	<b>(%)</b>	
FT employed	28	29
PT employed	1	5
Informal employment	1	2
Self-employment	1	5
Unemployed	17	15
Retired	29	31
Unpaid work (reproductive work)	10	6
Unable to work	1	2
Student	9	5

Other	0	0
Don't know / don't want to answer	2	0
<b>Income</b>	<b>(%)</b>	
No Income	4	0
Less than 500 KM	35	18
501- 1100 KM	24	32
1101 - 1500 KM	14	22
1501 - 2000 KM	2	9
2001 KM+	1	6
<b>Ethnic / National Affiliation</b>	<b>(%)</b>	
Bosniak	43	44
Serb	31	40
Croat	22	14
Other	1	2
None	0	0
Don't know / don't want to answer	2	

## Appendix 2: NHDR Questionnaire 2019

Social ties / networks
Reciprocity
Trust
Identity
Social cohesion
Formal civic association & Volunteering
<i>Outcomes</i>
Job seeking
Access to health services
Access to education
Local services & Transport
+ Demographics

### SOCIAL TIES / NETWORKS

**Direct Measures:** We are interested in finding out more about people's relations with one another in BiH.

**Q1)** To begin with, can you please tell me, about how many CLOSE FRIENDS do you have these days, if any? These are people you feel at ease with, can talk to about private matters, or call on for help. Would you say that you have no close friends, one or two, three to five, six to ten, or more than that?

#### SINGLE RESPONSE

None	<b>1</b>	
1-2	<b>2</b>	
3-5	<b>3</b>	
6-10	<b>4</b>	
More	<b>5</b>	
<b><i>Don't know [do not read]</i></b>	<b>999</b>	
<b><i>Don't want to answer [ do not read]</i></b>	<b>9999</b>	

**Q2)** Of these close friends you just described, how many of them:

#### SINGLE RESPONSE FOR EACH ROW

	<b>All</b>	<b>Most</b>	<b>Some</b>	<b>Few</b>	<b>None</b>	
Are Serb	<b>5</b>	<b>4</b>	<b>3</b>	<b>2</b>	<b>1</b>	
Are Croat	<b>5</b>	<b>4</b>	<b>3</b>	<b>2</b>	<b>1</b>	
Are Bosniak	<b>5</b>	<b>4</b>	<b>3</b>	<b>2</b>	<b>1</b>	

Are of mixed parentage	5	4	3	2	1	
Are another ethnicity	5	4	3	2	1	
Are male	5	4	3	2	1	
Are female	5	4	3	2	1	
Live outside BiH	5	4	3	2	1	
Have a disability	5	4	3	2	1	
Are LGBTQ	5	4	3	2	1	
Didn't complete secondary school	5	4	3	2	1	
Have a university degree	5	4	3	2	1	
<b>Don't know [do not read]</b>	999					
<b>Don't wish to answer [do not read]</b>	9999					

**Q3)** Now thinking about your acquaintances. By acquaintances I mean people who you know by name and with whom you have perhaps had coffee with or talked to at some point, but that are not your close friends. When you go out of the house during the day are you likely to run into your acquaintances?

**SINGLE RESPONSE**

Yes, always	5	
Yes, nearly always	4	
Yes, sometimes	3	
No, not often	2	
No, never	1	
<b>Don't know [do not read]</b>	999	
<b>Don't wish to answer [do not read]</b>	9999	

**Q4)** Thinking about these acquaintances that you run into during the day – what proportion of your acquaintances are:

**SINGLE RESPONSE FOR EACH ROW**

	All	Most	Some	Few	None	
Are Serb	5	4	3	2	1	
Are Croat	5	4	3	2	1	
Are Bosniak	5	4	3	2	1	
Are of mixed parentage	5	4	3	2	1	
Are another ethnicity	5	4	3	2	1	
Are male	5	4	3	2	1	
Are female	5	4	3	2	1	
Have a disability	5	4	3	2	1	
Are LGBTQ	5	4	3	2	1	
Live outside BiH	5	4	3	2	1	
Didn't complete secondary school	5	4	3	2	1	
Have a university degree	5	4	3	2	1	
<b>Don't know [don't read]</b>	999					
<b>Don't wish to answer [don't read]</b>	9999					

Q5) How often do you spend time with...

**SINGLE RESPONSE FOR EACH ROW**

	<b>Never</b>	<b>Seldom</b>	<b>Once a month, or every two months</b>	<b>A few times each month</b>	<b>A few times a week</b>	<b>Almost everyday</b>	<i>Don't know [don't read]</i>	<i>Don't wish to answer [don't read]</i>	<i>NA</i>	
Family (mother, father, spouse, sister, brother, son, daughter) and close relatives (uncle, aunt, niece, nephew, grandparents, grandchildren)	<b>1</b>	<b>2</b>	<b>3</b>	<b>4</b>	<b>5</b>	<b>6</b>	<b>999</b>	<b>9999</b>	<b>99</b>	
Neighbors	<b>1</b>	<b>2</b>	<b>3</b>	<b>4</b>	<b>5</b>	<b>6</b>	<b>999</b>	<b>9999</b>	<b>99</b>	
Close friends	<b>1</b>	<b>2</b>	<b>3</b>	<b>4</b>	<b>5</b>	<b>6</b>	<b>999</b>	<b>9999</b>	<b>99</b>	
People with your own ethnicity	<b>1</b>	<b>2</b>	<b>3</b>	<b>4</b>	<b>5</b>	<b>6</b>	<b>999</b>	<b>9999</b>	<b>99</b>	
People with other ethnicities	<b>1</b>	<b>2</b>	<b>3</b>	<b>4</b>	<b>5</b>	<b>6</b>	<b>999</b>	<b>9999</b>	<b>99</b>	
People who lead a different life than you (different profession, different value system, financial/social status, rural/urban environment different nationality etc).	<b>1</b>	<b>2</b>	<b>3</b>	<b>4</b>	<b>5</b>	<b>6</b>	<b>999</b>	<b>9999</b>		
Other ( <b>Show card</b> )	<b>1</b>	<b>2</b>	<b>3</b>	<b>4</b>	<b>5</b>	<b>6</b>	<b>999</b>	<b>9999</b>	<b>99</b>	

**Q6)** In the past three months, how many times did you invite the following people *into your home* for lunch, dinner, coffee or a similar occasion?

**SINGLE RESPONSE FOR EACH ROW**

	<b>Never</b>	<b>Seldom</b>	<b>A few times each month</b>	<b>A few times a week</b>	<b>Almost everyday</b>	<b>Don't know [don't read]</b>	<b>Don't wish to answer [don't read]</b>	<b>NA</b>	
Family (mother, father, spouse, sister, brother, son, daughter) / Close relatives (uncle, aunt, niece, nephew, grandparents, grandchildren)	<b>1</b>	<b>2</b>	<b>3</b>	<b>4</b>	<b>5</b>	<b>999</b>	<b>9999</b>	<b>99</b>	
Neighbors	<b>1</b>	<b>2</b>	<b>3</b>	<b>4</b>	<b>5</b>	<b>999</b>	<b>9999</b>	<b>99</b>	
Close friends	<b>1</b>	<b>2</b>	<b>3</b>	<b>4</b>	<b>5</b>	<b>999</b>	<b>9999</b>	<b>99</b>	
People with your own ethnicity	<b>1</b>	<b>2</b>	<b>3</b>	<b>4</b>	<b>5</b>	<b>999</b>	<b>9999</b>	<b>99</b>	
People with other ethnicities	<b>1</b>	<b>2</b>	<b>3</b>	<b>4</b>	<b>5</b>	<b>999</b>	<b>9999</b>	<b>99</b>	
People who lead a different life than you (different profession, different value system, financial/social status, rural/urban environment, nationality etc).	<b>1</b>	<b>2</b>	<b>3</b>	<b>4</b>	<b>5</b>	<b>999</b>	<b>9999</b>	<b>99</b>	
Other ( <b>Show card</b> )	<b>1</b>	<b>2</b>	<b>3</b>	<b>4</b>	<b>5</b>	<b>999</b>	<b>9999</b>	<b>99</b>	

**Q7)** On average, how often do you have contact with friends or family who don't live in BiH by phone, email, skype, Viber, Whatsapp, social media or by post?

**SINGLE RESPONSE**

Almost everyday	<b>6</b>	
A few times a week	<b>5</b>	
A few times each month	<b>4</b>	
Seldom	<b>3</b>	
Never	<b>2</b>	
I don't have any friends or family abroad	<b>1</b>	
Don't know [do not read]	<b>999</b>	
Don't wish to answer [do not read]	<b>9999</b>	

**RECIPROCITY**

**Q8)** In the last three months, have you done any of these things, UNPAID, for a relative or a close friend?

**SINGLE RESPONSE FOR EACH ROW**

	<b>Yes</b>	<b>No</b>	<b>Don't know [don't read]</b>	<b>Don't wish to answer [don't read]</b>	<b>NA</b>	
Cooking, cleaning, laundry, gardening, shopping for groceries, or other routine household jobs	<b>1</b>	<b>2</b>	<b>999</b>	<b>9999</b>	<b>99</b>	
Baby-sitting, caring for children or someone who is sick or frail	<b>1</b>	<b>2</b>	<b>999</b>	<b>9999</b>	<b>99</b>	
Writing letters, translating, filling in forms, paying bills, transporting someone	<b>1</b>	<b>2</b>	<b>999</b>	<b>9999</b>	<b>99</b>	
Helping out with harvesting or construction	<b>1</b>	<b>2</b>	<b>999</b>	<b>9999</b>	<b>99</b>	
Other (specify _____ _____)	<b>1</b>	<b>2</b>	<b>999</b>	<b>9999</b>	<b>99</b>	

**Q9)** In the past three months, have you done any of these things, UNPAID, for someone who was NOT a relative or close friend?

**SINGLE RESPONSE FOR EACH ROW**

	<b>Yes</b>	<b>No</b>	<b>Don't know [don't read]</b>	<b>Don't wish to answer [don't read]</b>	<b>NA</b>	
Cooking, cleaning, laundry, gardening, shopping for groceries, or other routine household jobs	<b>1</b>	<b>2</b>	<b>999</b>	<b>9999</b>	<b>99</b>	
Baby-sitting, caring for children or someone who is sick or frail	<b>1</b>	<b>2</b>	<b>999</b>	<b>9999</b>	<b>99</b>	

Writing letters, translating, filling in forms, paying bills, transporting someone	<b>1</b>	<b>2</b>	<b>999</b>	<b>9999</b>	<b>99</b>	
Helping out with harvesting or construction	<b>1</b>	<b>2</b>	<b>999</b>	<b>9999</b>	<b>99</b>	
Other (specify _____ _____)	<b>1</b>	<b>2</b>	<b>999</b>	<b>9999</b>	<b>99</b>	

**Q10)** In the past three months, have you received UNPAID help with any of the following from a relative or close friend?

**SINGLE RESPONSE FOR EACH ROW**

	<b>Yes</b>	<b>No</b>	<b>Don't know [don't read]</b>	<b>Don't wish to answer [don't read]</b>	<b>NA</b>	
Cooking, cleaning, laundry, gardening, shopping for groceries, or other routine household jobs	<b>1</b>	<b>2</b>	<b>999</b>	<b>9999</b>	<b>99</b>	
Baby sitting, caring for children or someone who is sick or frail	<b>1</b>	<b>2</b>	<b>999</b>	<b>9999</b>	<b>99</b>	
Writing letters, translating, filling in forms, paying bills, transporting someone	<b>1</b>	<b>2</b>	<b>999</b>	<b>9999</b>	<b>99</b>	
Helping out with harvesting or construction	<b>1</b>	<b>2</b>	<b>999</b>	<b>9999</b>	<b>99</b>	
Other (specify _____ _____)	<b>1</b>	<b>2</b>	<b>999</b>	<b>9999</b>	<b>99</b>	

**Q11)** In the past three months, have you received UNPAID help with any of the following from someone who is NOT a relative or close friend?

**SINGLE RESPONSE FOR EACH ROW**

	<b>Yes</b>	<b>No</b>	<b>Don't know [don't read]</b>	<b>Don't wish to answer [don't read]</b>	<b>NA</b>	
Cooking, cleaning, laundry, gardening, shopping for groceries, or other routine household jobs	<b>1</b>	<b>2</b>	<b>999</b>	<b>9999</b>	<b>99</b>	
Baby sitting, caring for children or someone who is sick or frail	<b>1</b>	<b>2</b>	<b>999</b>	<b>9999</b>	<b>99</b>	
Writing letters, translating, filling in forms, paying bills, transporting someone	<b>1</b>	<b>2</b>	<b>999</b>	<b>9999</b>	<b>99</b>	
Helping out with harvesting or construction	<b>1</b>	<b>2</b>	<b>999</b>	<b>9999</b>	<b>99</b>	
Other (specify _____ _____)	<b>1</b>	<b>2</b>	<b>999</b>	<b>9999</b>	<b>99</b>	

**Q12)** In the past three months, how often did you give or lend money to any of the following people?

**SINGLE RESPONSE FOR EACH ROW**

	<b>Never</b>	<b>Seldom</b>	<b>A few times each month</b>	<b>A few times a week</b>	<b>Almost everyday</b>	<i>Don't know [don't read]</i>	<i>Don't wish to answer [don't read]</i>	<b>NA</b>	
Family/relatives	<b>1</b>	<b>2</b>	<b>3</b>	<b>4</b>	<b>5</b>	<b>999</b>	<b>9999</b>	<b>99</b>	
Work colleagues	<b>1</b>	<b>2</b>	<b>3</b>	<b>4</b>	<b>5</b>	<b>999</b>	<b>9999</b>	<b>99</b>	
Neighbours	<b>1</b>	<b>2</b>	<b>3</b>	<b>4</b>	<b>5</b>	<b>999</b>	<b>9999</b>	<b>99</b>	
Close friends	<b>1</b>	<b>2</b>	<b>3</b>	<b>4</b>	<b>5</b>	<b>999</b>	<b>9999</b>	<b>99</b>	
Other (specify _____)	<b>1</b>	<b>2</b>	<b>3</b>	<b>4</b>	<b>5</b>	<b>999</b>	<b>9999</b>	<b>99</b>	

**Q13)** In the past three months how often did you get or borrow money from any of the following people?

**SINGLE RESPONSE FOR EACH ROW**

	Never	Seldom	A few times each month	A few times a week	Almost everyday	Don't know [don't read]	Don't wish to answer [don't read]	NA	
Family/relatives	1	2	3	4	5	999	9999	99	
Work colleagues	1	2	3	4	5	999	9999	99	
Neighbours	1	2	3	4	5	999	9999	99	
Close friends	1	2	3	4	5	999	9999	99	
Other (specify _____)	1	2	3	4	5	999	9999	99	

**Q14)** From whom would you get support in each of the following situations? For each situation, choose the most important person.

**SINGLE RESPONSE FOR EACH ROW**

	Family member	Work colleague	Close friend	Neighbour	Someone else (specify)	Nobody	Don't know [don't read]	Don't wish to answer [don't read]	NA	
If you needed help around the house when ill	6	5	4	3	2	1	999	9999	99	
If you needed advice about a serious personal or family matter	6	5	4	3	2	1	999	9999	99	
If you were feeling a bit depressed and wanting someone to talk to	6	5	4	3	2	1	999	9999	99	
If you needed to urgently raise 1000 KM to face an emergency	6	5	4	3	2	1	999	9999	99	

**Q15)** Think about a situation that requires you to prepare a meal for guests, a wedding or funeral, or other events. On whom can you rely in such a situation:

**MULTIPLE RESPONSE MARK WITH √**

	√	Not indicated	
Family (mother, father, sister, brother, son, daughter)	1	0	
Close relatives (uncle, aunt, niece, nephew, grandparents, grandchildren, daughter-in-law, son-in-law, cousins)	1	0	
Neighbors	1	0	
Friends (from school, hobbies, military)	1	0	
Friends from work	1	0	
Community Elders	1	0	
Religious institutions (Church, Mosque)	1	0	
State institutions (Municipal, Governorate)	1	0	
Private institutions (NGOs, Charities)	1	0	
Other (specify_____)	1	0	
No one	1	0	
<b>NA</b>	<b>99</b>	<b>99</b>	

**TRUST**

**Q16)** Which statement do you agree with most:

**SINGLE RESPONSE**

‘Most people can be trusted’	1	
‘You can’t be too careful when dealing with people’	2	
<b>Don’t know [Don’t read]</b>	<b>999</b>	
<b>Don’t wish to answer [Don’t read]</b>	<b>9999</b>	

**Q 17)** Generally speaking, do you think most people in your community can be trusted?

**SINGLE RESPONSE**

Rather Yes	1	
Rather No	2	
<b>Don’t know [don’t read]</b>	<b>999</b>	
<b>Don’t wish to answer [don’t read]</b>	<b>9999</b>	
<b>NA</b>	<b>99</b>	

**Q18)** People have different opinions about different groups of people. Do you think you can trust: All, Most, Some, No people in the following groups:

**SINGLE RESPONSE FOR EACH ROW**

	Trust all	Trust most	Trust some	Trust none	Don’t know [don’t read]	Don’t wish to answer [don’t read]	NA
Family / relatives	4	3	2	1	999	9999	99
Neighbours	4	3	2	1	999	9999	99
Close friends	4	3	2	1	999	9999	99

People from your own ethnicity	<b>4</b>	<b>3</b>	<b>2</b>	<b>1</b>	<b>999</b>	<b>9999</b>	<b>99</b>	
People from other ethnicities	<b>4</b>	<b>3</b>	<b>2</b>	<b>1</b>	<b>999</b>	<b>9999</b>	<b>99</b>	
People who lead a different life than you (different profession, different value system, financial/social status, rural/urban environment etc).	<b>4</b>	<b>3</b>	<b>2</b>	<b>1</b>	<b>999</b>	<b>9999</b>	<b>99</b>	

**Q19)** We would like to make a few statements and would like you to say whether you in general agree or disagree:

**SINGLE RESPONSE FOR EACH ROW**

	<b>Agree to a large extent</b>	<b>Agree to a small extent</b>	<b>Disagree to a small extent</b>	<b>Disagree to a large extent</b>	<i>Don't know [don't read]</i>	<i>Don't wish to answer [don't read]</i>	<i>NA</i>	
'Most people tell a lie when they can benefit by doing so'	<b>4</b>	<b>3</b>	<b>2</b>	<b>1</b>	<b>999</b>	<b>9999</b>	<b>99</b>	
'If you drop your wallet or purse around here someone will see it and return it to you'	<b>4</b>	<b>3</b>	<b>2</b>	<b>1</b>	<b>999</b>	<b>9999</b>	<b>99</b>	
'People are ready to use those they work with'	<b>4</b>	<b>3</b>	<b>2</b>	<b>1</b>	<b>999</b>	<b>9999</b>	<b>99</b>	
'If you have a problem there is usually someone who can help you'	<b>4</b>	<b>3</b>	<b>2</b>	<b>1</b>	<b>999</b>	<b>9999</b>	<b>99</b>	

## Ethnic/National & Religious IDENTITY

**Q20)** We are interested to know how people consider themselves in terms of ethnicity. Firstly, can you tell me which of the following you identify with most?

### SINGLE RESPONSE

Bosniak	<b>5</b>	
Serb	<b>4</b>	
Croat	<b>3</b>	
Other (specify _____)	<b>2</b>	
None	<b>1</b>	
<b>Don't know [don't read]</b>	<b>999</b>	
<b>Don't wish to answer [don't read]</b>	<b>9999</b>	

**Q21) FILTER >> Ask this question ONLY if response was one of first three responses above: Bosniak, Serb, Croat**

Which of these statements best describes how you regard yourself?

### SINGLE RESPONSE

XX, not Bosnian & Herzegovinian	<b>5</b>	
More XX than a Bosnian & Herzegovinian	<b>4</b>	
Equally XX and a Bosnian & Herzegovinian	<b>3</b>	
More Bosnian & Herzegovinian than XX	<b>2</b>	
A Bosnian & Herzegovinian not XX	<b>1</b>	
<b>Don't know [don't read]</b>	<b>999</b>	
<b>Don't wish to answer [don't read]</b>	<b>9999</b>	

**Q22)** What is your religion? If you do not wish to say, please tell me so.

### SINGLE RESPONSE

Roman Catholic	<b>7</b>	
Christian Orthodox	<b>6</b>	
Other Christian	<b>5</b>	
Muslim	<b>4</b>	
Jewish	<b>3</b>	
Atheist	<b>2</b>	
Other	<b>1</b>	
<b>Don't know [don't read]</b>	<b>999</b>	
<b>Don't wish to answer [don't read]</b>	<b>9999</b>	

**Q23)** Apart from weddings, funerals and other important religious events (e.g. Bajram, Christmas, Easter or other specific holy days), about how often do you attend religious services?

### SINGLE RESPONSE

More than once a week	<b>7</b>	
Once a week	<b>6</b>	
Once or twice a month	<b>5</b>	

A few times a year	<b>4</b>	
Once a year	<b>3</b>	
Less than once a year	<b>2</b>	
Never	<b>1</b>	
<b>Don't know [don't read]</b>	<b>999</b>	
<b>Don't wish to answer [don't read]</b>	<b>9999</b>	

## SOCIAL COHESION

**Q24)** In the neighbourhood where you live now, is your national/ethnic group in a majority or minority or is there a balance?

### SINGLE RESPONSE

Majority	<b>3</b>	
Minority	<b>2</b>	
Balance	<b>1</b>	
<b>Don't know [don't read]</b>	<b>999</b>	
<b>Don't wish to answer [don't read]</b>	<b>9999</b>	

**Q25)** How strongly do you feel you belong to your immediate neighbourhood?

### SINGLE RESPONSE

Very strongly	<b>4</b>	
Fairly strongly	<b>3</b>	
Not very strongly	<b>2</b>	
Not at all strongly	<b>1</b>	
<b>Don't know [don't read]</b>	<b>999</b>	
<b>Don't wish to answer [don't read]</b>	<b>9999</b>	

**Q26)** How important to you personally is what happened during the war, 1992 to 1995. What impact does the war have on your everyday life?

### SINGLE RESPONSE

Very important, I'll never forget it.	<b>5</b>	
Important, but I have moved on with my life.	<b>4</b>	
I am trying to forget it.	<b>3</b>	
It is not important to me, and has no impact on me whatsoever.	<b>2</b>	
I was born after the war or was too young to remember the war	<b>1</b>	
<b>Don't know [don't read]</b>	<b>999</b>	
<b>Don't wish to answer [don't read]</b>	<b>9999</b>	

**Q27)** In all countries there sometimes exists tension between social groups. In your opinion, how much tension is there between each of the following groups in BiH?

**SINGLE RESPONSE FOR EACH ROW**

	<b>A lot of tension</b>	<b>Some tension</b>	<b>No tension</b>	<b>Don't know [don't read]</b>	<b>Don't wish to answer [don't read]</b>	<b>NA</b>	
Poor and rich people	<b>1</b>	<b>2</b>	<b>3</b>	<b>999</b>	<b>9999</b>	<b>99</b>	
Management and workers	<b>1</b>	<b>2</b>	<b>3</b>	<b>999</b>	<b>9999</b>	<b>99</b>	
Men and women	<b>1</b>	<b>2</b>	<b>3</b>	<b>999</b>	<b>9999</b>	<b>99</b>	
Old people and young people	<b>1</b>	<b>2</b>	<b>3</b>	<b>999</b>	<b>9999</b>	<b>99</b>	
People from urban and rural areas	<b>1</b>	<b>2</b>	<b>3</b>	<b>999</b>	<b>9999</b>	<b>99</b>	
Different ethnic groups	<b>1</b>	<b>2</b>	<b>3</b>	<b>999</b>	<b>9999</b>	<b>99</b>	
Political elites and ordinary people	<b>1</b>	<b>2</b>	<b>3</b>	<b>999</b>	<b>9999</b>	<b>99</b>	
Other (specify _____)	<b>1</b>	<b>2</b>	<b>3</b>				

**FORMAL CIVIC ASSOCIATION & VOLUNTEERING**

**Q28)** Are you a member (active or inactive) of any associations, teams or clubs of the following type:

**SINGLE RESPONSE FOR EACH ROW**

	<b>Yes, active</b>	<b>Yes, inactive</b>	<b>No</b>	<b>Don't know [don't read]</b>	<b>Don't wish to answer [don't read]</b>	<b>NA</b>	
A sports, arts, music, folkloric, youth, book club or other leisure group	<b>1</b>	<b>2</b>	<b>3</b>	<b>999</b>	<b>9999</b>	<b>99</b>	
A political party or labour union	<b>1</b>	<b>2</b>	<b>3</b>	<b>999</b>	<b>9999</b>	<b>99</b>	
A professional, business or entrepreneurial association	<b>1</b>	<b>2</b>	<b>3</b>	<b>999</b>	<b>9999</b>	<b>99</b>	
A religious charity organization/association	<b>1</b>	<b>2</b>	<b>3</b>	<b>999</b>	<b>9999</b>	<b>99</b>	
A women's, citizens, student, pensioners or environmental association	<b>1</b>	<b>2</b>	<b>3</b>	<b>999</b>	<b>9999</b>	<b>99</b>	
A service or social welfare organization	<b>1</b>	<b>2</b>	<b>3</b>	<b>999</b>	<b>9999</b>	<b>99</b>	
A veteran's association, veteran war invalids' association, or civilian victims of war associations	<b>1</b>	<b>2</b>	<b>3</b>	<b>999</b>	<b>9999</b>	<b>99</b>	
An IDP association or returnee association	<b>1</b>	<b>2</b>	<b>3</b>	<b>999</b>	<b>9999</b>	<b>99</b>	
An <i>Mjesne Zajednice</i> board	<b>1</b>	<b>2</b>	<b>3</b>	<b>999</b>	<b>9999</b>	<b>99</b>	
Any other club or group that meets regularly	<b>1</b>	<b>2</b>	<b>3</b>	<b>999</b>	<b>9999</b>	<b>99</b>	

**Q29)** In the last year, did you do any volunteer work with an organization, association or religious group, that is work you did freely, of your own choice and did not receive a regular wage? For example, this might include providing services to children or elderly people, disseminating information, helping to organize a special event, fair or festival.

**FILTER >> IF “NOT ONCE”, Move to Q31**

**SINGLE RESPONSE**

Not once	<b>1</b>	
Rarely (a couple of times)	<b>2</b>	
Often (at least once a month)	<b>3</b>	
Regularly (a few times a month)	<b>4</b>	
Regularly (a few times a month)	<b>5</b>	
<b>Don't know [don't read]</b>	<b>999</b>	
<b>Don't wish to answer [don't read]</b>	<b>9999</b>	
<b>NA</b>	<b>99</b>	

**Q30)** What is the major benefit you derive from doing volunteer work?

**SINGLE RESPONSE**

Socializing, enjoying the activity, spending free time	<b>9</b>	
Doing something good for the community	<b>8</b>	
Building self esteem	<b>7</b>	
Gaining work experience	<b>6</b>	
Learning new skills and/or knowledge	<b>5</b>	
Networking with influential people	<b>4</b>	
Getting a job	<b>3</b>	
Not any	<b>2</b>	
Other (specify _____)	<b>1</b>	
<b>Don't know [don't read]</b>	<b>999</b>	
<b>Don't wish to answer [don't read]</b>	<b>9999</b>	

**OUTCOMES**

**JOB SEEKING**

**Q31)** Are you currently looking for a job (even if you already have one)?

**FILTER >> IF “NO”, Move to Q34**

**SINGLE RESPONSE**

Yes	<b>1</b>	
No	<b>2</b>	
<b>Don't know [don't read]</b>	<b>999</b>	
<b>Don't wish to answer [don't read]</b>	<b>9999</b>	
<b>NA</b>	<b>99</b>	

**Q32)** For how long have you been searching for a job?  
 \_\_\_\_\_ (years) \_\_\_\_\_ (months)

**Q33)** Which of the following methods do/did you use when you are/were looking for employment?

**MULTIPLE RESPONSE MARK WITH √**

	√	<i>Not indicated</i>	
Contacted the public employment office	<b>1</b>	<b>0</b>	
Contacted a private employment agency	<b>1</b>	<b>0</b>	
Contacted employers directly	<b>1</b>	<b>0</b>	
Asked family members and relatives about jobs Asked close friends about jobs	<b>1</b>	<b>0</b>	
Asked acquaintances about jobs	<b>1</b>	<b>0</b>	
Looked at advertisements in newspapers, on internet etc	<b>1</b>	<b>0</b>	
Placed advertisements in newspapers, on internet etc	<b>1</b>	<b>0</b>	
Taken a test, interview or examination to get a job	<b>1</b>	<b>0</b>	
Worked as a volunteer	<b>1</b>	<b>0</b>	
Any other method (specify)	<b>1</b>	<b>0</b>	
No answer	<b>1</b>	<b>0</b>	
<b>Don't know [don't read]</b>	<b>999</b>		
<b>Don't wish to answer [don't read]</b>	<b>9999</b>		

**Q34)** What is the main reason you are not searching for a job?

**SINGLE RESPONSE**

I am satisfied with my current job	<b>1</b>	
Have found a job that will start soon	<b>2</b>	
Awaiting to be recalled to work on an old job	<b>3</b>	
Believe that no work is available	<b>4</b>	
Too hard/far to travel to where there is work	<b>5</b>	
Looking after children, incapacitated adults, elderly persons	<b>6</b>	
Other personal and family reasons	<b>7</b>	
Am a student or trainee	<b>8</b>	
Am retired	<b>9</b>	
Own illness or disability	<b>10</b>	
Other sources of income	<b>11</b>	
Other reasons (specify _____)	<b>12</b>	
<b>Don't know [don't read]</b>	<b>999</b>	
<b>Don't wish to answer [don't read]</b>	<b>9999</b>	

**Q35)** Could you tell us what sort of problems made difficult for you or for the member in your household to not apply for a job or to turn down a job?

**MULTIPLE RESPONSE MARK WITH √**

	√	<i>Not indicated</i>	
Excessive commute time	<b>1</b>	<b>0</b>	
Don't have a car and/or current driving license/can't drive/ car not registered	<b>1</b>	<b>0</b>	
Cost of petrol	<b>1</b>	<b>0</b>	

Inadequate public transport	<b>1</b>	<b>0</b>	
Cost of using public transport	<b>1</b>	<b>0</b>	
Personal physical difficulties/disability	<b>1</b>	<b>0</b>	
Personal safety concerns, such as harassment in public transport	<b>1</b>	<b>0</b>	
Need to take care of a sick/disabled household member	<b>1</b>	<b>0</b>	
Not allowed to use public transport by the household	<b>1</b>	<b>0</b>	
Other (specify.....)	<b>1</b>	<b>0</b>	

**Q36)** Have you ever attempted to or are you considering attempting to find a job abroad?

***SINGLE RESPONSE***

Yes, have attempted	<b>3</b>	
Yes, am considering attempting	<b>2</b>	
No	<b>1</b>	
<b><i>Don't know [don't read]</i></b>	<b>999</b>	
<b><i>Don't wish to answer [don't read]</i></b>	<b>9999</b>	

**ACCESS TO HEALTH SERVICES**

**Q37)** On the last occasion you needed to see a doctor or medical specialist, to what extent did each of the following factors make it difficult for you to do so?

**SINGLE RESPONSE FOR EACH ROW**

	<b>Very difficult</b>	<b>A little difficult</b>	<b>Not difficult at all</b>	<i>Don't know [don't read]</i>	<i>Don't wish to answer [don't read]</i>	<b>Never needed to see doctor / NA</b>	
Distance to doctor's office/ hospital/ medical center	<b>1</b>	<b>2</b>	<b>3</b>	<b>999</b>	<b>9999</b>	<b>99</b>	
Delay in getting appointment	<b>1</b>	<b>2</b>	<b>3</b>	<b>999</b>	<b>9999</b>	<b>99</b>	
Waiting time to see doctor on day of appointment				<b>999</b>	<b>9999</b>	<b>99</b>	
Official cost of seeing the doctor	<b>1</b>	<b>2</b>	<b>3</b>	<b>999</b>	<b>9999</b>	<b>99</b>	
Unofficial cost of seeing the doctor (eg. bribes, presents)	<b>1</b>	<b>2</b>	<b>3</b>	<b>999</b>	<b>9999</b>	<b>99</b>	
Inability to see the doctor I would like to see because of my heritage	<b>1</b>	<b>2</b>	<b>3</b>	<b>999</b>	<b>9999</b>	<b>99</b>	
Length of wait for certain additional tests and specialist examinations	<b>1</b>	<b>2</b>	<b>3</b>	<b>999</b>	<b>9999</b>	<b>99</b>	

**Q 38)** Think about the last occasion you needed to see a doctor or medical specialist in a health facility for yourself or for a member of your household. In this last visit, did you or your household member face any of the following problems?

**SINGLE RESPONSE FOR EACH ROW**

	<b>Yes</b>	<b>No</b>	<i>Don't know [don't read]</i>	<i>Don't wish to answer [don't read]</i>	<b>NA</b>	
Did not have a medical insurance	<b>1</b>	<b>2</b>	<b>999</b>	<b>9999</b>	<b>99</b>	
Distance to doctor's office/ hospital/ medical center	<b>1</b>	<b>2</b>	<b>999</b>	<b>9999</b>	<b>99</b>	
Lack of specialized doctor or trained personnel	<b>1</b>	<b>2</b>	<b>999</b>	<b>9999</b>	<b>99</b>	
Unavailability of female doctor	<b>1</b>	<b>2</b>	<b>999</b>	<b>9999</b>	<b>99</b>	
Lack of proper services	<b>1</b>	<b>2</b>	<b>999</b>	<b>9999</b>	<b>99</b>	
Hours of operation at medical center	<b>1</b>	<b>2</b>	<b>999</b>	<b>9999</b>	<b>99</b>	
Not having anyone to look after children while going to hospital	<b>1</b>	<b>2</b>	<b>999</b>	<b>9999</b>	<b>99</b>	
Delay in getting appointment	<b>1</b>	<b>2</b>	<b>999</b>	<b>9999</b>	<b>99</b>	
Cost of seeing the doctor	<b>1</b>	<b>2</b>	<b>999</b>	<b>9999</b>	<b>99</b>	
Difficulty in taking time off work	<b>1</b>	<b>2</b>	<b>999</b>	<b>9999</b>	<b>99</b>	
Did not know where to go for specialized care	<b>1</b>	<b>2</b>	<b>999</b>	<b>9999</b>	<b>99</b>	
Other (specify..... )	<b>1</b>	<b>2</b>	<b>999</b>	<b>9999</b>	<b>99</b>	

**Q39) Do you have health insurance?**

**FILTER >> If YES, Move to Q41**

Yes	<b>1</b>	
No	<b>2</b>	
<b>Don't know [don't read]</b>	<b>999</b>	
<b>Don't wish to answer [don't read]</b>	<b>9999</b>	

**Q40) IF NO:** Why don't you have health insurance?

**SINGLE RESPONSE**

I am working without a contract	<b>1</b>	
I cannot afford it	<b>2</b>	
My employer does not provide it	<b>3</b>	
I do not qualify	<b>4</b>	
Other (specify _____)	<b>5</b>	
<b>Don't know [Don't read]</b>	<b>999</b>	
<b>Don't wish to answer [Don't read]</b>	<b>9999</b>	

**Q41) IF YES:** Where does your health insurance coverage come from?

**SINGLE RESPONSE**

Provided by/through another family member	<b>1</b>	
Provided through your employer	<b>2</b>	
Provided by a government programme	<b>3</b>	
Purchased directly from a private insurer	<b>4</b>	
Other (specify _____)	<b>5</b>	
<b>Don't know [Don't read]</b>	<b>999</b>	
<b>Don't wish to answer [Don't read]</b>	<b>9999</b>	

**Q42) If you were to visit a health facility for an emergency health problem in your household, where would you go first?**

**SINGLE RESPONSE**

Public Hospital (Publicly owned, university hospital included)	<b>1</b>	
Public Primary Health Clinic, Emergency Clinic	<b>2</b>	
Private Hospital, Private Health Clinic	<b>3</b>	
NGO/Charity owned health clinic	<b>4</b>	
Nurse	<b>5</b>	
Pharmacy	<b>6</b>	
Clergyman	<b>7</b>	
Other (specify.....)	<b>8</b>	
<b>NA</b>	<b>99</b>	
<b>Don't know [don't read]</b>	<b>999</b>	
<b>Don't wish to answer [don't read]</b>	<b>9999</b>	

**Q43)** If you need to reach this health facility for an **emergency health problem**, how would you travel there?

**SINGLE RESPONSE**

By walking	<b>1</b>	
Our own car	<b>2</b>	
Neighbor/relative car	<b>3</b>	
Call a taxi/cab	<b>4</b>	
Ambulance	<b>5</b>	
Public Transportation	<b>6</b>	
Other (specify.....)	<b>7</b>	
<b>NA</b>	<b>99</b>	
<b>Don't know [don't read]</b>	<b>999</b>	
<b>Don't wish to answer [don't read]</b>	<b>9999</b>	

**ACCESS TO EDUCATION**

**Q44)** Are there any children under the age of 16 living in your household?

**FILTER >> If NO, Move to Q51**

Yes	<b>1</b>	
No	<b>2</b>	
<b>Don't know [don't read]</b>	<b>999</b>	
<b>Don't wish to answer [don't read]</b>	<b>9999</b>	

**Q44)** If yes, how many?  
**( NUMBER)**

---

**Q 45)** Did any of the children under the age of 16 in your household attend school or pre-school or daycare, during the last month?

**SINGLE RESPONSE**

Yes – Day care	<b>1</b>	
Yes – Pre-school	<b>2</b>	
Yes – Primary or Secondary	<b>3</b>	
No – Other (specify _____)	<b>4</b>	
<b>Don't know [don't read]</b>	<b>999</b>	
<b>Don't wish to answer [don't read]</b>	<b>9999</b>	

**Q 46)** Do any of these situations apply in the schools attended by any of the children of the household?

**SINGLE RESPONSE FOR EACH ROW**

	<b>Yes</b>	<b>No</b>	<b>Don't know [don't read]</b>	<b>Don't wish to answer [don't read]</b>	<b>NA</b>	
Multiple grades, such as grades 1 to 5 are taught in the same classroom?	<b>1</b>	<b>2</b>	<b>999</b>	<b>9999</b>	<b>99</b>	
Children of different ethnicities are instructed in the same classroom at different times of day	<b>1</b>	<b>2</b>	<b>999</b>	<b>9999</b>	<b>99</b>	
Children with disabilities are instructed in the same classroom	<b>1</b>	<b>2</b>	<b>999</b>	<b>9999</b>	<b>99</b>	
A school nutrition program is provided, such as milk, apple, sandwich, hot meal, etc., during the day?	<b>1</b>	<b>2</b>	<b>999</b>	<b>9999</b>	<b>99</b>	
School supplies, books, clothing or shoes are provided, during the school year?	<b>1</b>	<b>2</b>	<b>999</b>	<b>9999</b>	<b>99</b>	

**Q47)** Do any of your children.....

**SINGLE RESPONSE FOR EACH ROW**

	<b>Yes</b>	<b>No</b>	<b>Don't know [don't read]</b>	<b>Don't wish to answer [don't read]</b>	<b>NA</b>	
Have new clothing	<b>1</b>	<b>2</b>	<b>999</b>	<b>9999</b>	<b>99</b>	
Have two pair of footwear of correct size, one waterproof	<b>1</b>	<b>2</b>	<b>999</b>	<b>9999</b>	<b>99</b>	
Have fresh fruits and vegetables once a day	<b>1</b>	<b>2</b>	<b>999</b>	<b>9999</b>	<b>99</b>	
Eat three meals a day	<b>1</b>	<b>2</b>	<b>999</b>	<b>9999</b>	<b>99</b>	
Have meat, chicken or fish once a day	<b>1</b>	<b>2</b>	<b>999</b>	<b>9999</b>	<b>99</b>	
Have age appropriate books at home	<b>1</b>	<b>2</b>	<b>999</b>	<b>9999</b>	<b>99</b>	
Have outdoor play equipment (bicycle, rollers, etc.)	<b>1</b>	<b>2</b>	<b>999</b>	<b>9999</b>	<b>99</b>	
Have toys to play with at home	<b>1</b>	<b>2</b>	<b>999</b>	<b>9999</b>	<b>99</b>	
Participate in free time activities (swimming, music, youth group)	<b>1</b>	<b>2</b>	<b>999</b>	<b>9999</b>	<b>99</b>	
Participate in celebrations for special occasions (birthday, name day)	<b>1</b>	<b>2</b>	<b>999</b>	<b>9999</b>	<b>99</b>	

Invite friends home to play and eat from time to time	1	2	999	9999	99	
Participate in school excursions that require payment	1	2	999	9999	99	
Have access to an outdoor play space in the neighborhood	1	2	999	9999	99	
Have a place to study at home	1	2	999	9999	99	

**Q48)** How serious is each of the following problems at the school, attended by any of the children in the household?

**SINGLE RESPONSE FOR EACH ROW**

	<b>very serious</b>	<b>somewhat serious</b>	<b>not too serious</b>	<b>no such problem at all</b>	<i>Don't know [Don't read]</i>	<i>Don't wish to answer [Don't read]</i>	<i>NA</i>	
Lack to teachers specialized for subject material	4	3	2	1	999	9999	99	
Poor quality teaching by inexperienced teachers	4	3	2	1	999	9999	99	
Poor material conditions and facilities at school (restrooms, classrooms)	4	3	2	1	999	9999	99	
Violence, bullying and drugs in the school area	4	3	2	1	999	9999	99	
Smoking in the school area	4	3	2	1	999	9999	99	
Discipline in the classroom	4	3	2	1	999	9999	99	
Social pressure among students to be popular	4	3	2	1	999	9999	99	
Discriminatory practices by the teachers	4	3	2	1	999	9999	99	
Crime and violence around the school area	4	3	2	1	999	9999	99	
Crowding in the classroom	4	3	2	1	999	9999	99	
Transport to school is difficult	4	3	2	1	999	9999	99	
Other (specify.....).	4	3	2	1	999	9999	99	

**Q49)** How do you assess the educational opportunities of children in your household compared to:

**SINGLE RESPONSE FOR EACH ROW**

	<b>Worse</b>	<b>The same</b>	<b>Better</b>	<i>Don't know [Don't read]</i>	<i>Don't wish to answer [Don't read]</i>	<b>NA</b>	
The other children in your town/municipality	<b>1</b>	<b>2</b>	<b>3</b>	<b>999</b>	<b>9999</b>	<b>99</b>	
The majority of the children in BiH	<b>1</b>	<b>2</b>	<b>3</b>	<b>999</b>	<b>9999</b>	<b>99</b>	

**Q 50)** Thinking the play friends of your children in your household, are there among them children that

**SINGLE RESPONSE FOR EACH ROW**

	<b>Yes</b>	<b>No</b>	<i>Don't know [Don't read]</i>	<i>Don't wish to answer [Don't read]</i>	<b>NA</b>	
have disabilities	<b>1</b>	<b>2</b>	<b>999</b>	<b>9999</b>	<b>99</b>	
are from a much richer family than your child	<b>1</b>	<b>2</b>	<b>999</b>	<b>9999</b>	<b>99</b>	
are from a much poorer family than your child	<b>1</b>	<b>2</b>	<b>999</b>	<b>9999</b>	<b>99</b>	
are of a different ethnicity, religion or identity	<b>1</b>	<b>2</b>	<b>999</b>	<b>9999</b>	<b>99</b>	
are immigrants from another country	<b>1</b>	<b>2</b>	<b>999</b>	<b>9999</b>	<b>99</b>	

**LOCAL SERVICES & TRANSPORT**

**Q51)** How would you describe the accessibility (in terms of distance, working hours, accessibility for people with disabilities, etc.) of the following:

	<b>Easy</b>	<b>Difficult</b>	
Store with mixed commodities (groceries and general supplies)	<b>1</b>	<b>2</b>	
Banking service	<b>1</b>	<b>2</b>	
Postal service	<b>1</b>	<b>2</b>	
Public transportation	<b>1</b>	<b>2</b>	
Mandatory education (pre-school and elementary school)	<b>1</b>	<b>2</b>	
Libraries, cultural, recreation and sports facilities	<b>1</b>	<b>2</b>	
<b>Don't know [don't read]</b>	<b>999</b>		
<b>Don't wish to answer [don't read]</b>	<b>9999</b>		
<b>NA</b>	<b>99</b>		

**Q52)** In your city or municipality, what is the main problem in relation to the **provision** of following public services?

**SINGLE RESPONSE FOR EACH ROW**

	The service does not exist at all	Low quality	High prices	Poor conditions of infrastructure	Corruption (bribes, private connections)	Discrimination (some citizens are in an unequal position due to their ethnicity, gender, political affiliations, social background, etc.)	Generally there are none of these problems	Other (specify)	Don't know [don't read]	Don't wish to answer [don't read]	NA	
Health services	1	2	3	4	5	6	7	8	999	9999	99	
Education system	1	2	3	4	5	6	7	8	999	9999	99	
Child care facilities	1	2	3	4	5	6	7	8	999	9999	99	
Elder care facilities	1	2	3	4	5	6	7	8	999	9999	99	
Public transport	1	2	3	4	5	6	7	8	999	9999	99	
Roads and bridges	1	2	3	4	5	6	7	8	999	9999	99	
Social assistance (eg. receipt of unemployment benefit/pension)	1	2	3	4	5	6	7	8	999	9999	99	
Employment service	1	2	3	4	5	6	7	8	999	9999	99	
Police services and public security	1	2	3	4	5	6	7	8	999	9999	99	
Garbage collection and street cleaning	1	2	3	4	5	6	7	8	999	9999	99	
Housing for IDPs and returnees	1	2	3	4	5	6	7	8	999	9999	99	
Water supply and sewage	1	2	3	4	5	6	7	8	999	9999	99	
Electric power	1	2	3	4	5	6	7	8	999	9999	99	
Issuing of official documents	1	2	3	4	5	6	7	8	999	9999	99	

**Q53)** About how long would it take me (the interviewer) from here to the nearest public transportation station **by walking**? I am interested in the nearest one even if it isn't the main one you use.

**SINGLE RESPONSE**

15 minutes or less	<b>1</b>	
16-20 minutes	<b>2</b>	
21-30 minutes	<b>3</b>	
31-40 minutes	<b>4</b>	
41-60 minutes	<b>5</b>	
61 minutes or longer	<b>6</b>	
<b>Don't know [don't read]</b>	<b>999</b>	
<b>Don't wish to answer [don't read]</b>	<b>9999</b>	
<b>NA</b>	<b>99</b>	

**Q54)** How frequent is public transportation from the nearest public transportation station available?

**SINGLE RESPONSE**

Every week or so	<b>1</b>	
Every two or three days	<b>2</b>	
At least one a day	<b>3</b>	
At least one an hour	<b>4</b>	
At least one every half-hour	<b>5</b>	
At least one every quarter of an hour	<b>6</b>	
Irregular, no set schedule	<b>7</b>	
<b>Don't know [don't read]</b>	<b>999</b>	
<b>Don't wish to answer [don't read]</b>	<b>9999</b>	
<b>NA</b>	<b>99</b>	

**Q55)** How frequently do you use local buses, the buses that operate between where you live and the administrative center? Please count each round trip as one.

**SINGLE RESPONSE**

3 or more times a week	<b>1</b>	
Once or twice a week	<b>2</b>	
Less than that but more than twice a month	<b>3</b>	
Once or twice a month	<b>4</b>	
Less than that but more than twice a year	<b>5</b>	
Once or twice a year	<b>6</b>	
Less than that or never	<b>7</b>	
<b>Don't know [don't read]</b>	<b>999</b>	
<b>Don't wish to answer [don't read]</b>	<b>9999</b>	
<b>NA</b>	<b>99</b>	

**Q 56)** What is the **most frequent means of transportation that your household uses** to reach to nearest town/village/city administrative center?

**SINGLE RESPONSE**

By walking	<b>1</b>	
Private car	<b>2</b>	
Public transportation	<b>3</b>	
Privately owned minibuses, taxi	<b>4</b>	
Motorcycle, motorbike, scooter, bicycle	<b>5</b>	
Other ( <i>specify</i> ).....	<b>6</b>	
<b>Don't know [don't read]</b>	<b>999</b>	
<b>Don't wish to answer [don't read]</b>	<b>9999</b>	
<b>NA</b>	<b>99</b>	

**DEMOGRAPHICS**

**Q57) Gender**

Male	<b>1</b>	
Female	<b>2</b>	
<b>Don't wish to answer [don't read]</b>	<b>9999</b>	

**Q58) Please tell me in which year you were born?**

Year _____		
<b>Don't know [don't read]</b>	<b>999</b>	
<b>Don't wish to answer [don't read]</b>	<b>9999</b>	

**Q59) What is your marital status?**

Single (never married)	<b>1</b>	
Married	<b>2</b>	
Living with partner	<b>3</b>	
Separated/Divorced	<b>4</b>	
Widowed	<b>5</b>	
<b>NA</b>	<b>99</b>	
<b>Don't wish to answer [don't read]</b>	<b>9999</b>	

**Q60) In general, would you say your health is...**

**SINGLE RESPONSE**

Excellent	<b>1</b>	
Very good	<b>2</b>	
Good	<b>3</b>	
Fair	<b>4</b>	
Poor	<b>5</b>	
<b>Don't know [don't read]</b>	<b>999</b>	
<b>Don't wish to answer [don't read]</b>	<b>9999</b>	

**Q61)** Do you have any long-standing illness or disability that limits your activities in any way? By long-standing, I mean anything that has troubled you over a period of time or that is likely to affect you for a period of time.

Yes	<b>1</b>	
No	<b>2</b>	
<b>Don't know [don't read]</b>	<b>999</b>	
<b>Don't wish to answer [don't read]</b>	<b>9999</b>	

**Q62)** Roughly how many years have you lived in this neighbourhood?

Year _____		
<b>Don't know [don't read]</b>	<b>999</b>	
<b>Don't wish to answer [don't read]</b>	<b>9999</b>	

**Q63)** Could you please tell me the highest level of education that you have completed?

**SINGLE RESPONSE**

No education	<b>1</b>	
1 - 3 grades of Elementary School	<b>2</b>	
4 - 7/8 grades of Elementary School	<b>3</b>	
Completed Elementary School	<b>4</b>	
Completed Secondary School 2-3 yrs	<b>5</b>	
Completed Secondary School 4 yrs	<b>6</b>	
Completed High School	<b>7</b>	
Completed University Education	<b>8</b>	
Postgraduate Degree (M.A, PhD)	<b>9</b>	
<b>Don't know [don't read]</b>	<b>999</b>	
<b>Don't wish to answer [don't read]</b>	<b>9999</b>	
<b>NA</b>	<b>99</b>	

**Q64)** Which of the following best describes your current employment status?

**SINGLE RESPONSE**

Employed full-time ( <i>regular not casual employment</i> )	<b>1</b>	
Employed part-time ( <i>regular not casual employment</i> )	<b>2</b>	
Employed casually ( <i>whenever there is an opportunity for employment; not part-time</i> )	<b>3</b>	
Self-employed ( <i>own account/private business</i> )	<b>4</b>	
Unemployed	<b>5</b>	
Retired	<b>6</b>	
Looking after the home ( <i>homemaker</i> )	<b>7</b>	
Unable to work ( <i>disabled, etc.</i> )	<b>8</b>	
Am student / trainee	<b>9</b>	
Other (specify _____)	<b>10</b>	
<b>Don't know [don't read]</b>	<b>999</b>	
<b>Don't wish to answer [don't read]</b>	<b>9999</b>	
<b>NA</b>	<b>99</b>	

**Q65)** How many people live in this household including yourself? Lodgers and guests are included as long as they have been in the household for at least 6 months and wash their laundry and/or eat with the family

<u>NUMBER</u>		
<b>Don't know [don't read]</b>	<b>999</b>	
<b>Don't wish to answer [don't read]</b>	<b>9999</b>	

**Q66)** Into which of the following categories does your monthly net household income fall?

**SINGLE RESPONSE**

No income	<b>1</b>	
Less than 100 KM	<b>2</b>	
Between 101 – 300 KM	<b>3</b>	
Between 301 – 500 KM	<b>4</b>	
Between 501 – 700 KM	<b>5</b>	
Between 701 – 900 KM	<b>6</b>	
Between 901 – 1100 KM	<b>7</b>	
Between 1101 – 1300 KM	<b>8</b>	
Between 1301 – 1500 KM	<b>9</b>	
Between 1501 – 2000 KM	<b>10</b>	
Between 2001 – 2500 KM	<b>11</b>	
Between 2500 – 3000 KM	<b>12</b>	
More than 3000 KM	<b>13</b>	
<b>Don't know [don't read]</b>	<b>999</b>	
<b>Don't wish to answer [don't read]</b>	<b>9999</b>	

**Q67)** Which of the following are sources of income for this household? Please mention all sources that apply

**MULTIPLE RESPONSE MARK WITH √**

	√	<b>Not Indicated</b>	
Earnings from employment	<b>1</b>	<b>0</b>	
Earnings from self-employment	<b>1</b>	<b>0</b>	
Selling food we produce	<b>1</b>	<b>0</b>	
Pension	<b>1</b>	<b>0</b>	
Unemployment benefit	<b>1</b>	<b>0</b>	
Invalidity/sickness or disabled benefit(s)	<b>1</b>	<b>0</b>	
Other state benefit	<b>1</b>	<b>0</b>	
Interest from savings or investments	<b>1</b>	<b>0</b>	
Student grant/bursary or loans	<b>1</b>	<b>0</b>	
Remittance from family/friends in BiH	<b>1</b>	<b>0</b>	
Remittance from family/friends abroad	<b>1</b>	<b>0</b>	
Bartering goods and services (not involving money)	<b>1</b>	<b>0</b>	
Other (specify)_____	<b>1</b>	<b>0</b>	

<b>Don't know [don't read]</b>		<b>999</b>	
<b>Don't wish to answer [don't read]</b>		<b>9999</b>	

**Q68)** Which source of income is **most important** for this household? By most important I mean the one which contributes most to this household

**SINGLE RESPONSE**

Earnings from employment	<b>1</b>	
Earnings from self-employment	<b>2</b>	
Selling food we produce	<b>3</b>	
Pension	<b>4</b>	
Unemployment benefit	<b>5</b>	
Invalidity/sickness or disabled benefit(s)	<b>6</b>	
Other state benefit	<b>7</b>	
Interest from savings or investments	<b>8</b>	
Student grant/bursary or loans	<b>9</b>	
Remittance from family/friends in BiH	<b>10</b>	
Remittance from family/friends abroad	<b>11</b>	
Bartering goods and services (not involving money)	<b>12</b>	
Other (specify)_____	<b>13</b>	
<b>Don't know [don't read]</b>	<b>999</b>	
<b>Don't wish to answer [don't read]</b>	<b>9999</b>	

**Q69)** Which of the descriptions on this card comes closest to how you feel about your household's income nowadays?

**SINGLE RESPONSE**

Living comfortably on present income	<b>1</b>	
Coping on present income	<b>2</b>	
Finding it difficult on present income	<b>3</b>	
Finding it very difficult on present income	<b>4</b>	
<b>Don't know [Don't read]</b>	<b>999</b>	
<b>Don't wish to answer [Don't read]</b>	<b>9999</b>	

**Q70)** Which of the following best describes your accommodation?

**SINGLE RESPONSE**

Own without mortgage (ie. without any loans)	<b>1</b>	
Own with mortgage	<b>2</b>	
Tenant, paying rent to private landlord	<b>3</b>	
Tenant, paying rent in social/voluntary/municipal housing	<b>4</b>	
Accommodation is provided rent free	<b>5</b>	
Other (specify _____)	<b>6</b>	
<b>Don't know [Don't read]</b>	<b>999</b>	
<b>Don't wish to answer [Don't read]</b>	<b>9999</b>	

**Q71)** There are some things that many people cannot afford, even if they would like them. For each of the following things on this card, can I just check whether your household can afford it if you want it?

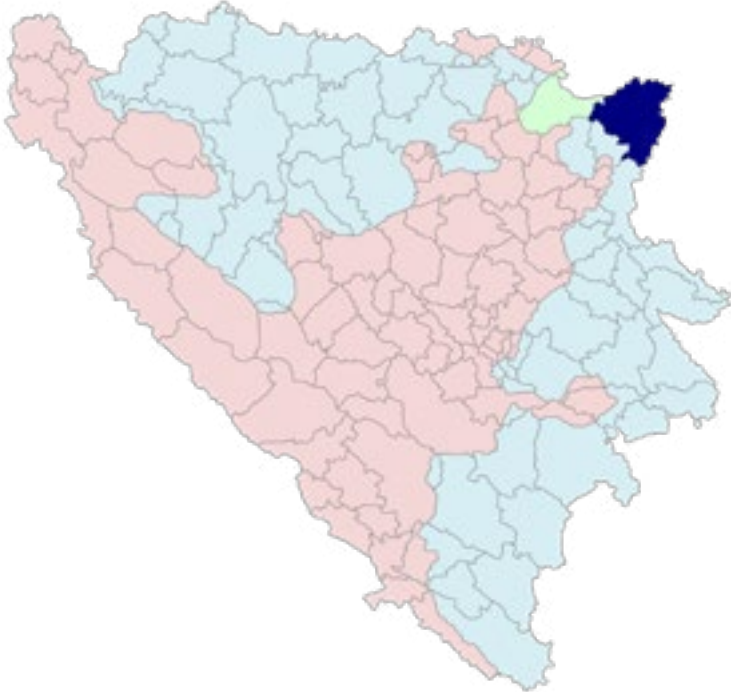
**SINGLE RESPONSE FOR EACH ROW**

	<b>Yes, can afford if want</b>	<b>No, cannot afford it</b>	<i>Don't know</i> <i>[Don't read]</i>	<i>Don't wish to answer</i> <i>[Don't read]</i>	<b>NA</b>	
Keeping your home adequately warm	<b>1</b>	<b>2</b>	<b>999</b>	<b>9999</b>	<b>99</b>	
Paying for a week's annual holiday away from home (not staying with relatives)	<b>1</b>	<b>2</b>	<b>999</b>	<b>9999</b>	<b>99</b>	
Replacing any worn-out furniture	<b>1</b>	<b>2</b>	<b>999</b>	<b>9999</b>	<b>99</b>	
A meal with meat, chicken or fish every second day if you wanted it	<b>1</b>	<b>2</b>	<b>999</b>	<b>9999</b>	<b>99</b>	
Buying new, rather than second-hand, clothes	<b>1</b>	<b>2</b>	<b>999</b>	<b>9999</b>	<b>99</b>	
Having friends or family for a drink or meal at least once a month	<b>1</b>	<b>2</b>	<b>999</b>	<b>9999</b>	<b>99</b>	

**Appendix 3A: Bijeljina Community Profile**

**2020 National Human Development Report: Social Inclusion in BiH  
City of Bijeljina**

<https://www.gradbijeljina.org/>



Contents

Geography .....36

Administrative offices .....36

Population .....40

Education .....41

Health .....43

Labor Market .....45

Housing.....45

Public Service Providers .....48

Places serving the public .....48

Civic engagement formal and voluntary.....49

Public transportation.....50

Appendix.....51

## Geography<sup>1</sup>

The City of Bijeljina is located in northeastern Republika Srpska and Bosnia and Herzegovina, in the heart of the Semberia plain. It is next in line after Banja Luka as the second largest in Republika Srpska population-wise, and fifth in Bosnia and Herzegovina. It is located along the border with Serbia and Croatia. It borders the Brčko District and the municipalities of Lopare, Ugljevik and Zvornik in the south and the west, the Sava River in the north and the Drina River in the east. The area of Bijeljina is 734 km<sup>2</sup>. According to the 2013 Census the population of the city of Bijeljina is 103.874<sup>2</sup>. The population density is 143 inhabitants per km<sup>2</sup>.

The City of Bijeljina has 70 communities, 13 urban and 57 rural.

## Administrative offices<sup>3</sup>

- o City administration - 1 (with 14 area offices/mjesne kancelarije)
- o Post offices - 10
- o Court - 3 (Osnovni sud Bijeljina/Bijeljina Basic Court, Okružni sud Bijeljina/Bijeljina District Court, Okružni privredni sud Bijeljina/Bijeljina District Commercial Court)
- o District Prosecutor's Office – 1
- o Fire brigades – 2 (Bijeljina and Janja)
- o Employment bureau - 1
- o Electricity distribution - 1
- o Bus station
- o Community heating – Public utility company (Gradska toplana Bijeljina)
- o Public utility services – Water and sanitation (Utility Company “Vodovod i kanalizacija“)
- o Public utility services – Waste disposal (Utility Company “Komunalac“)
- o Public company Regional landfill (“EKO DEP”)
- o City cemetery
- o Pension insurance office
- o City Agency for the development of small and medium enterprises
- o Water agency Bijeljina
- o Water Agency of Republika Srpska (Vode Srpske)
- o Cultural centre (Centar za kulturu Semberija)
- o One public library (Narodna biblioteka Filip Višnjić)
- o One museum (Muzej Semberije)
- o Social centre (Društveni centar „Vuk Karadžić“)
- o Children's Ombudsperson of Republika Srpska, Bijeljina office
- o Office for national minorities (within the City administration)
- o Public Children's Fund of Republika Srpska
- o Fair centre
- o Radio stations – (5) (RS statistics)
- o TV stations - (4)
- o Newspapers – (1)
- o Police – Police station Bijeljina with three offices
- o Civil Protection – covered by the City administration, with participation of other public and other institutions/organisations.

1 Source: MZ ID cards; City web page; City Development Strategy.

## Population<sup>4</sup>

The population of Bijeljina according to the 2013 Census is 103,874<sup>5</sup> (51% women and 49% men).

### Population by age and gender<sup>6</sup>



Population by ethnicity/national affiliation and sex<sup>7</sup>

Bijeljina	Total	M	F
Total	103874	50760	53114
Bosniak	11680	5733	5947
Croat	498	140	358
Serb	89474	43861	45613
Others	1478	717	761
Not declaring	654	272	382
Unknown	90	37	53

### Population in Bijeljina, estimate (source RS Statistics Institute)

	Total	Livebirths	Deaths	Natural increase
2017	104008	899	1351	-453
2016	104019	921	1406	-485

Natality rate for 2017 (calculated based on the above): 8,46

Mortality rate for 2017 (calculated based on the above): 12,99

4 Source: MZ ID cards and RS and BiH Statistics Offices

5 Republika Srpska Statistics Institute data

6 Source: RS Statistics Institute, 2013 Census data

7 Source: RS Statistics Institute, 2013 Census data

## People with disabilities and causes of the disability, by gender<sup>8</sup>

10. STANOVNIŠTVO STARO 15 I VIŠE GODINA PREMA NAJVIŠOJ ZAVRŠENOJ ŠKOLI I POLU, GRADOVI/OPŠTINE									
Teritorija	Pol	UKUPNO	Bez ikakvog obrazovanja	Nepotpuno osnovno obrazovanje	Osnovna škola	Srednja škola	Specijalizacija poslije srednje škole	Viša škola i prvi stepen fakulteta	Visoka škola /fakultet / akademija/ univerzitet
Bijeljina	U	88664	3916	10740	18771	43231	564	3354	8088
	M	42935	650	3999	8590	23560	485	1805	3846
	Ž	45729	3266	6741	10181	19671	79	1549	4242

## Other demographics

**Roma<sup>9</sup>:** 496

According to the MZ Project MZ applications:

Available individual MZ applications: Janja – 850, Vuk Karadžić – 1500.

## Education

Education levels (distribution)<sup>10</sup>

### Schools<sup>11</sup>

- o *1 public preschool - kindergarten:* JU Dječiji vrtić “Čika Jova Zmaj” (central object plus 3 regional divisions in: Bijeljina, and two in rural area: Novo Naselje Janja and Dvorovi.)<sup>12</sup>
- o *3 private kindergartens:* Dječiji vrtić “Bajka”, Dječiji vrtić “Dragan i Zoran”, Dječiji vrtić Štrumpfograd.
- o *8 Clubs for children (klub za djecu):* Veseljko, Bubamara, Nodi, Petar Pan, Bambino, Ciciban, Čarolija, Kolibri.
- o *12<sup>13</sup> primary schools with 35 regional divisions* (JU OŠ: Sveti Sava (Bijeljina), Knez Ivo od Semberije (Bijeljina), Vuk Karadžić (Bijeljina), Jovan Dučić (Bijeljina), Ćirilo i Metodije (Glavičice), Meša Selimović (Janja), Stevan Nemanja (Gornji Dragaljevac), Dositej Obradović (Suvo Polje), Petar Petrović Njegoš (Velika Obarska), Sveti Sava (Crnjelovo), Dvorovi (Dvorovi), Petar Kočić (Brodac)).

(According to the official RS Statistics 46 primary schools, out of which 30 of five grades and 16 of nine grades)

- o *0 special primary schools*
- o One public (Muzička škola “Stevan Stojanović Mokranjac”) and one private *elementary music school* (Muzička škola “Kornelije Stanković”) and one *secondary music school* (Srednja muzička škola “S. S. Mokranjac”).
- o *6 secondary schools:* JU Gimnazija “Filip Višnjić”, Ekonomska škola, the above mentioned secondary

8 Source: Census 2013, RS Statistics Institute data

9 Source: Census 2013

10 Source: 2013 Census data, RS Statistics Institute

11 Source: Republika Srpska Institute for Statistics, City web site, Kindergarten and primary schools web sites

12 RS Statistics report on 5 public and 12 private preschool institutions in the City of Bijeljina, as they count individual premises of the public kindergarten separately.

13 RS Statistics report on 46 primary schools as they count regional schools also, along with the central schools.

music school (Srednja muzička škola "S. S. Mokranjac"), Tehnička škola "Mihajlo Pupin", Poljoprivredna i medicinska škola, Srednja stručna škola Janja.

- o *Higher education institutions (public)* - 4 public faculties that belong to University of East Sarajevo: Fakultet poslovne ekonomije (Faculty of business economy), Pedagoški fakultet (Faculty of education), Pravni fakultet (Faculty of law), Poljoprivredni fakultet (Faculty of agriculture).
- o *Higher education institutions (private)* - 5 private faculties: Slobomir P Univerzitet (university), Univerzitet "Sinergija", Univerzitet za poslovne studije (University of Business Studies), University "Bijeljina" (Visoka škola „Koledž zdravstvene njege“ - Nursing college), Univerzitet „Apeiron“ (Pan-European University Apeiron).
- o *One student home/center (Dom učenika Bijeljina)*
- o *Two private institutions for adult education (Centar za obrazovanje odraslih and Obrazovni centar).*

### **PWD access to education facilities**

- o Children with special needs are included in primary education in regular school.
- o Within the premises of the primary school "Vuk Karadžić" in Bijeljina and "Meša Selimović" in Janja there are special classrooms for children with special needs.
- o There is a Day care centre for children with special needs in preparation.
- o There are sports organisations of persons with disability (basketball club, volleyball club, shooting club). Also, there are 17 associations of persons with disability. Financial means in an amount of 1.300.000 KM are being given to clubs for people with disabilities.
- o Access ramps have been installed to some public and administrative objects and services but there are still no elevators available.
- o According to the MZ Project City application/questionnaire (2015), 4 out of 18 schools have physical access for children with disabilities secured.
- o The City provides support to children with disabilities, including transport and support for attending school. Bus tickets are provided for all children with special needs.

### **2018/2019 school year<sup>14</sup>**

- o 1178 enrolled in preschool institutions (male - 621, female - 557)
- o 166 employed in preschool institutions (148 female)
- o 237 children (121 female) attended preparatory programme for school
- o City Development Strategy (2018) reports on primary, playroom, extended care and preparation for school programmes being implemented. The Strategy reports on the preschool coverage increasing over years and that in 2017 there were 1948 children in preschool institutions and in preparation for school programmes: 1560 children in preschool upbringing (in 3 kindergartens - 999 children, and in 13 Children's clubs - 561 children) and 388 in preparation for school programme.
- o 8538 enrolled pupils in primary education (4110 female)
- o 149 enrolled pupils with special needs in primary education (52 female)
- o 661 teachers in primary education (485 female)
- o 3876 enrolled students in secondary education (2025 female)
- o 51 enrolled pupils with special needs in secondary education (17 female)
- o 342 teachers in secondary education (230 female)
- o In 2017/2018 school year there were 1787 (703 male, 1084 female) university students with residence in Bijeljina, and 183 postgraduate and doctoral (1) students (63 male, 120 female)<sup>15</sup>. There were 2848 students enrolled in higher education institutions in Bijeljina (1815 in public institutions, 1033 in private institutions)<sup>16</sup>.

### *School drop-out rate -*

- o Pupils of regular primary schools who discontinued schooling in the period 1 September 2017 - 31 August 2018 (Republika Srpska level statistics)

---

Discontinued schooling - Total for RS: 50 (22 female)

Discontinued schooling due to poor results at school - Total for RS: 4 (1 female)  
 Discontinued schooling due to social reasons - Total for RS: 8 (4 female)  
 Discontinued schooling due to economic reasons - Total for RS: 4 (0 female)  
 Discontinued schooling due to personal reasons - Total for RS: 34 (17 female)

- o Secondary school pupils who discontinued schooling in the period between 26 September 2017 and 25 September 2018 (Republika Srpska level statistics)

Discontinued schooling - Total for RS: 289 (105 female)  
 Discontinued schooling due to poor results at school - Total for RS: 136 (24 female)  
 Discontinued schooling due to social reasons - Total for RS: 11 (5 female)  
 Discontinued schooling due to economic reasons - Total for RS: 8 (4 female)

Territory	Sex	TOTAL	No education	Incomplete primary education	Primary school	Secondary school	Post-secondary school specialisation	High school and first grade of faculty	Higher school/faculty/academy/university
Bijeljina	T	88664	3916	10740	18771	43231	564	3354	8088
	M	42935	650	3999	8590	23560	485	1805	3846
	F	45729	3266	6741	10181	19671	79	1549	4242

Discontinued schooling due to personal reasons - Total for RS: 134 (72 female)

*Technical or other post-secondary training facilities and enrolments* - Provided through the local Employment bureau and its programmes, with support of the City.

- o In Bijeljina there are two private institutions for adult education, Centre for adult education (Centar za obrazovanje odraslih) and Institution for adult education "Obrazovni centar", that offer retraining and obtaining new qualifications.

## Health

There is a hospital (*Opšta bolnica "Sveti Vračevi"*) and a public health centre (*Dom zdravlja Bijeljina*). In addition to the City of Bijeljina, the health centre provides primary health care for the municipalities of Pelagićevo and Donji Žabar. The health centre operates through 55 teams of family medicine in 41 ambulance of family medicine organised in 25 different locations (two outside the City of Bijeljina territory). The family medicine field ambulances are as follows:

- o Ambulanta Janja
- o Ambulanta Vršani
- o Ambulanta Dragaljevac Donji
- o Ambulanta Čađavica Gornja
- o Ambulanta Suvo Polje
- o Ambulanta Dvorovi
- o Ambulanta Crnjelovo Gornje
- o Ambulanta Crnjelovo Donje
- o Ambulanta Brodac
- o Ambulanta Batković
- o Ambulanta Velika Obarska

- o Ambulanta Glavičice
- o Ambulanta Banjica
- o Ambulanta Čengić
- o Ambulanta Modran
- o Ambulanta Majevička
- o Ambulanta Koviljuše
- o Ambulanta Amajlije
- o Ambulanta Pučile
- o Ambulanta Magnojević Gornji
- o Ambulanta Bukovica Donja
- o Ambulanta Pelagićevo (outside of the city of Bijeljina)
- o Ambulanta Donji Žabar (outside of the city of Bijeljina)
- o Ambulanta Trnjaci
- o Ambulanta Novo Naselje Janja

The health centre provides health care services for in total 77,186 persons with health insurance. It also provides services to a significant number of persons without health insurance. There is also a 24 hour emergency care organised.

*The hospital* provides secondary health care and to some extent tertiary health care to the inhabitants of the city of Bijeljina, as well as the municipalities of Ugljevik, Lopare, Pelagićevo and Donji Žabari (in total over 150,000 persons). The hospital has capacity of 269 beds. According to the hospital website, there are 587 employees in the hospital in total. Out of that there are 143 doctors.

There are around 50 private practices that provide health services in different fields. Some of these private health practices are included in the health system, through the Health insurance fund. There are also private pharmacies.

Report on the implementation of the City Development Strategy for 2017: there is 2,8 doctors per 1000 inhabitants.

## Labor Market

### Employed<sup>17</sup>

Employed 22,005 (in 2018), out of which 9,863 are women.

Net wage (in 2018) 796 KM.

### Unemployed<sup>18</sup>

- Jan 2019 - 10,229 (women 5,560)

- July 2019 – 9,483 (women 5,309)

Unemployed according to the level of education, January 2019

	Total	NK (unskilled)	PK/NSS (semi- skilled/ primary school)	KV (skilled)	SSS (sec- ondary school)	VKV (highly skilled)	VŠS (two-year college)	VSS (university qualification)
M	4669	953	182	1982	976	99	60	417
F	5560	999	295	1273	1929	13	94	957
Total	10229	1952	477	3255	2905	112	154	1374

**Pensioners:** According to Census 2013 data: 14,543 pensioners.

City Development Strategy (2018) reports on 14,964 pensioners (8,330 old age pensions, 1,761 disability/invalidity pensions, 4,873 family pensions).

## Housing

There are social housing facilities in the City and renting of private accommodation is also used.

The City of Bijeljina has at its disposal the following social housing units:

- o Flats in the area: *Naselje 5 jezera* (donation of the German Government), 35 housing units with 147 flats for alternative accommodation for displaced persons.
- o Flats in the area *Boračko naselje* in the village of *Amajlije*: 63 flats in 4 housing units.
- o Flats in the location of *MZ Novo Naselje*: 12 flats.
- o Flats in the location of *MZ Janja*: four buildings with 32 flats in total, out of that the City of Bijeljina owns 11 flats while the remaining 21 flats are property of the Ministry of refugees and displaced persons of Republika Srpska.
- o Building under construction in the area *Naselje Fincov salaš*: 8 housing units for Roma population.

According to the CSW Bijeljina information (report on work for 2017), in 2017 21 family was placed in accommodation by the CSW. This included placement in the social housing buildings in Milovana Glišića street and in Galac. 18 families were placed in private housing with the CSW paying rent. Center for social work pays accommodation (social living costs) for those who are on social benefits.

Occupied dwellings by installation equipment<sup>19</sup>

Bijeljina – Total number of occupied dwellings: 34066

Water supply		Sewage Disposal System		Electricity		Natural Gas		Central Heating	
<i>community system</i>	23375	<i>public</i>	5111	yes	33707	yes	147	yes	9067

<i>rural/local</i>	482	<i>closed septic tank</i>	13042	<i>not connected</i>	148	<i>not connected</i>	97	<i>not connected</i>	1072
<i>own pump</i>	8025	<i>closed septic tank with overflow</i>	12052	<i>no installation</i>	211	<i>no installation</i>	33822	<i>no installation</i>	23927
<i>not functioning</i>	209	<i>other arrangements</i>	1562						
<i>no installation</i>	1975	<i>no installation</i>	2299						
<i>Dwellings without all installations</i>			119						

#### Social Welfare Centers

- o *Centers for Social Work: 1 CSW (JU Centar za socijalni rad Bijeljina)*
- o *Day care centre for children with special needs (in preparation)*
- o *Day care centre for children at risk (Dnevni centar za djecu u riziku) (in preparation)*
- o *3 (4) Old people's homes (private, no public old people's home)*

Old People's Home: Dom za starija lica Sveti Nikola, address: Gojsovac 26A
Old People's Home: Dom za starija lica Lenkom, Jermenska 41
Old people's home "Sladur" Bijeljina
Centre for elderly "Duga"

**CSW is in place.** CSW Report on work for 2017 gives the following information on the types of assistance and number of beneficiaries in 2017:

<b>Type of assistance</b>	<b>Number of beneficiaries 2017</b>
Permanent financial assistance	468
Financial compensation for the assistance and care of another person	1.620
Placement in another family/foster care	21 (18 children and 3 adults)
Placement in social welfare institutions	52 (10 children and 42 adults)
Allowance for placement in one's own family	151
Assistance for heating and clothing	349
Subsidising utilities costs	185
One-off financial assistance	828
Health insurance	252
Home care and house assistance	15
Child allowance	2.883
Compensation instead of salary for parent who is employed	440

The CSW also provides social work services. In 2017 123 cases of family violence were registered. In 2017 175 minors were registered with problems in behaviour, out of that 75 minors in conflict with the law. In 2017 on average there were 250 persons beneficiaries of public kitchen, mainly elderly without family care; distribution of meals is performed by the Red Cross, in six locations, four in the city and two in Janja, as well as through a mobile team for 33 immobile persons.

In 2017<sup>20</sup> there were 28 permanent staff in the Centre for Social Work Bijeljina: director, 10 social workers, 3 lawyers, 3 psychologists, 1 special pedagogue, 1 pedagogue, 1 special educator, 2 for child protection assistance related work, 6 administrative and support staff. In addition to the permanently employed, 7 persons were hired for a fixed period of time and one on a probation work (pripravnik). In total 13 staff were working in the capacity of social worker.

Employees of the CSW on 31.12.2016. and 31.12.2017.

Employees	No. of employees		Education level
	2016	2017	
<b>Director</b>	<b>1</b>	<b>1</b>	University degree
<b>Technical/Professional staff</b>	<b>20</b>	<b>22</b>	
Social worker	3	9	University degree
Social worker	7	4	First level of university education
Lawyer	3	3	University degree
Psychologist	3	3	University degree
Pedagogue	2	1	University degree
Special educator	1	1	University degree
Special pedagogue	1	1	University degree
<b>Work related to the child protection entitlements</b>	<b>2</b>	<b>2</b>	
Clerk	1	1	First level of university education
Clerk	1	1	Secondary education
<b>Administrative staff</b>	<b>6</b>	<b>8</b>	
Economist	3	4	University degree
Economist	1	1	Secondary education
Administrative workers	2	3	University degree Secondary education
<b>Support staff</b>	<b>3</b>	<b>3</b>	
Cleaning person	2	2	Primary school
Driver	1	1	Secondary education
<b>TOTAL:</b>	<b>32</b>	<b>36</b>	

## Public Service Providers

- o 1 library (National Library/Narodna biblioteka Filip Višnjić)
- o 5 radio stations<sup>21</sup>, 4 TV stations
- o 1 Museum (Muzej Semberije)
- o Culture centre/Public Institution Centar za kulturu Semberija with main activities: art gallery, cinema, education, theatre.
- o Social Centre (Društveni centar „Vuk Karadžić“)
- o Community/Cultural hubs/centres
- o City theatre „Semberija“, located at the Culture centre (professional theatre)
- o Cultural associations/clubs include: The Serbian Cultural Art Association “Semberija” (public institution) (JU Srpsko kulturno umjetničko društvo “Semberija”). Each community (MZ) has its own Culture and Art association (KUD).

*Cultural events include:*

Tourism and gastronomy fair (Sajam turizma i gastro kulture “Bijeljina-turist”), Art colony (Likovna kolonija “Saborovanje umjetnika”), Days of Pantelin (Pantelinski dani), regatta („Savska regata“), „Zlatni kotlić Semberije”, theatre festival (Dani komedije), international choir festival (“Majske muzičke svečanosti”), international music festival (“Primavera”), Višnjić Days (Višnjićevi dani), international folk dances festivals, BN Beer fest.

*There is one spa, the Dvorovi Spa in Dvorovi, that serves for medicinal but also recreational purposes.*

## Places serving the public

Recreation<sup>22</sup>

There are a number of *sport clubs and facilities*, including city football stadium and football stadiums in Ljeskovac and Novo Selo.

There are 60<sup>23</sup> football fields<sup>24</sup> and 67 outdoor primary and secondary schools’ sports playgrounds (39 – handball/football, 35 – basketball, 33 – volleyball). There are also 12 indoor school gymnasiums (fiskulturne sale).

*According to the City website, there are 114 sports organisations in Bijeljina:* football – 66, basketball – 4, volleyball – 2, handball – 2, martial arts – 11, tennis and table tennis – 3, athletics -1, diving -2, chess -3, bowling -1, auto moto and carting – 5, horseback riding -2, billiard -1, mountaineering -1, archery -1, and clubs of sports of persons with disabilities (basketball club, volleyball club, shooting club). The clubs include professional clubs and clubs competing in the Republika Srpska and national league: football club Radnik, valley ball club Radnik for men, valley ball club Radnik for women. There are also Karate club Panteri, Boxing club Radnik, Chess club Panteri, Basketball club Radnik, and Handball club Bijeljina.

<sup>21</sup> Source: RS Statistics Institute

<sup>22</sup> Source: City web site, Development Strategy

<sup>23</sup> Including one in the Agriculture secondary school (Poljoprivredna škola)

<sup>24</sup> Locations: Bijeljina - 7, Etno Village Stanišić – 3, Amajlije, Balatun, Banjica, Batar, Batković, Brodac, Bukovica Gornja, Bukovica Donja, Velika Obarska – 2 each, Velino Selo, Vršani, Glavičice, Glogovac, Golo Brdo, Gradac – Stupanj, Dazdarevo, Dvorovi, Dijelovi, Dragaljevac Gornji, Dragaljevac Donji, Dragaljevac Srednji, Zagoni, Zagoni Donji, Janja, Johovac, Kovačići, Kojčinovac, Ljeljenča, Ljeskovac, Magnojević Gornji, Magnojević Donji, Magnojević Srednji, Mala Obarska, Međaši, Modran, Novo Naselje, Ostojićevo, Patkovača, Piperci, Popovi, Pučile, Suvo Polje, Trnjaci, Crnjelovo Gornje, Crnjelovo Donje, Čađavica Gornja, Čađavica Donja, Čađavica Srednja, Čardačine, Čengić.

*Recreational sites* include Etno village Stanišići (including cultural outdoor events), Dvorovi Spa (sport terrains, handball, beach/sand volleyball, basketball, gym, tennis, swimming pools, etc.), as well as river Drina area for swimming and fishing.

*Mosques:* Atik (stara) sultan Sulejmanova džamija; Džamija Ahmed-age Krpića; Salihbegovića Džamija; Dašnica džamija; Džamija Janja; Džedid džamija, Janja; Atik džamija, Janja.

*Churches:* Manastir Svetog Vasilija Ostroškog; Manastir Svete Petke; Saborni hram Rođenja Presvete Bogorodice; Crkva Prečistog Srca Marijina; Hram Svetog Georgija; The Orthodox Church of the Holy Apostles Peter and Paul; Sveti Arhidakon Stefan; St. Pantaleon Church; Hram Svetog Velikomučenika Pantelejmona; Crkva Svete Velikomučenice Marine; Hram Svetog Ilije, Janja; Crkva Svetog proroka Ilije; Crkva Pravoslavna; Srpska pravoslavna crkva Svete Velikomučenice Nedelje; Hram Vaznesenja Gospodnjeg; Crkva Vaskrsenja Gospodnjeg; The Serbian Orthodox Church of the Holy Trinity; Sv. Joakim i Ana; Evangelistička crkva, Novo Selo (Franz Josefsfeld); Crkva Svetog Jovana Krstitelja; The Orthodox Church of St Evangelist Mark; The Orthodox Church of Saint Sava, First Archbishop of Serbia; The Orthodox Church of the Ascension of Our Lord/Crkva Vaznesenja Gospodnjeg, Popučke; Manastir Časnoga krsta; Manastir Svetog Oca Nikole; Sv. Ap. i Jev. Marko; Crkva Svetog velikomučenika Prokopija; Sveta Marija Magdalena, Triješnica; Hrišćanska adventistička crkva; Tavna Monastery, Banjica.

There are 158 NGOs registered in the City of Bijeljina. They include/cover: culture - 38, environmental protection - 9, youth - 13, associations of persons with disabilities/invalidity - 17, national minorities - 6, pensioners - 2, refugees, internally displaced, returnees - 6, humanitarian work - 8, agriculture - 17, veterans associations - 10, other - 32. The City supports associations/NGOs financially. Every year the City allocates certain funds for funding functioning costs of associations, projects of interest to the City of Bijeljina, projects of associations of persons with disabilities as well as projects of youth organisations. The City co-finances associations for people with disabilities, those that are regarded as being of interest to the City. There is a Memorandum on cooperation between the City and civil society organisations.

Number of active members of cultural institutions (Cultural centre, Museum, Library) is estimated at 6000.

Number of active members of sports institutions is estimated at 5000.

Sports associations/clubs list is available from the City of Bijeljina web site.

## **Civic engagement formal and voluntary**

### **o Number of registered voters**

Local elections 2016: 108,019 registered, 65,273 voting ballots (source: Central Election Commission - CIK)

Local elections 2012: 103,214 registered; 62,626 voted (60,68%) (source CIK)

Local elections 2008: 93,385 registered; 53,679 voted (57,5%) (source: CIK)

General elections 2018: 106,386 registered, 60,577 voting ballots (source CIK)

### **o Number of voting age population**

Source: CIK, numbers include only voters who on the day of 2016 elections had 18+ years:

Total registered voters: 108,019 (latest local elections 2016)

Up to the age of 30: 14,945

From the age of 30: 93,074

## **Public transportation<sup>25</sup>**

*Transportation infrastructure:* 259 km of local roads (around 207.45 km asphalt roads and 51,43 km macadam

roads), 175 km of city streets, and around 1500 km of not categorised roads, as well as around 90 km regional and main roads. Bijeljina is included in railway network (single track connection to Šid in Serbia) but railway is not functional. There are two water routes that touch Bijeljina, river Sava and river Drina. Sava river navigability is not utilised as far as Bijeljina.<sup>26</sup> On the territory of Bijeljina there are two border crossings (with Serbia), Pavlovića most at the Drina river and Rača at the Sava river.

Public transport is in place (provided by private companies) and organised as city public transport (one line) and public transport to suburban areas that connects villages with the city centre (16 lines). In addition, there are also regular school students/pupils transportation lines where needed. Bus tickets for children who live 4 km away from schools are provided. All communities are very well connected with the city centre. Annually there are around 700,000 passengers transported by public transport. There is also taxi transportation organised (97 individual taxi drivers and one company with 24 taxi vehicles)<sup>27</sup>.

### Routes – registered lines (2019)

No.	Line	Transport company
1.	Bijeljina (Sud) - Dvorovi - Trnjaci - Međaši - Brodac - Velino Selo	A.D. "Semberija-transport"
2.	Novo Naselje Janja - Janja - Centar - S.Š.C.	A.D. "Semberija-transport"
3.	Centar - Dijelovi	A.D. "Semberija-transport"
4.	Bijeljina - Čengiće	A.D. "Semberija-transport"
5.	Bijeljina - Kovačići - G. Zagoni	A.D. "Semberija-transport"
6.	Poljoprivredna škola (Bijeljina) – Pučile	A.D. "Semberija-transport"
7.	O.Š. "Vuk Karadžić" (Bijeljina) – Amajlije	A.D. "Semberija-transport"
8.	O.Š. "Vuk Karadžić" (Bijeljina) - Popovi	A.D. "Semberija-transport"
9.	Bijeljina - Batković - Klis - Ostojićevo	A.D. "Semberija-transport"
10.	Poljoprivredna škola (Bijeljina) - Centar - Gornja Čađavica	A.D. "Semberija-transport"
11.	Zagoni - Suvo Polje	D.O.O. „Antić turs“
12.	Rojkić - G. Čađavica - G. Dragaljevac - S. Čađavica - D. Čađavica	D.O.O. «EUROTOURS»
13.	G. Dragaljevac - D. Dragaljevac - Bijeljina	D.O.O. «EUROTOURS»
14.	Novi-Vršani-Magnojevića put (Koka)-D. Dragaljevac-Obradovo Brdo-D. Čađavica-Katića Brdo-Topovski put-Ljeljenča(Cigłana)-Poljoprivredna škola-Srednjoškolski centar-Bijeljina centar	D.O.O. «EUROTOURS»
15.	G. Magnojević-G. Bukovica-S. Magnojević-D. Dragaljevac-D. Čađavica-Katića brdo-Ljeljenča-S.Š.C.-Bijeljina	D.O.O. «EUROTOURS»
16.	Bijeljina - Brodac - Balatun	D.O.O. "Samardžić"
17.	Bijeljina (Centar) - V. Obarska - D. Crnjelovo	D.O.O. "Čuturić M+S"

## Appendix

### Bijeljina settlements

Amajlije, Balatun, Banjica, Batar, Batković, Bijeljina, Bjeloševac, Brijesnica, Brodac Gornji, Brodac Donji, Bukovica Gornja, Bukovica Donja, Velika Obarska, Velino Selo, Vršani, Glavičice, Glavičorak, Glogovac, Gojsovac, Golo Brdo, Gradac-Stupanj, Dazdarevo, Donji Zagoni, Dijelovi, Dvorovi, Dragaljevac Gornji, Dragaljevac Donji,

<sup>26</sup> Source: City Development Strategy

<sup>27</sup> Sources: City Development Strategy, City of Bijeljina

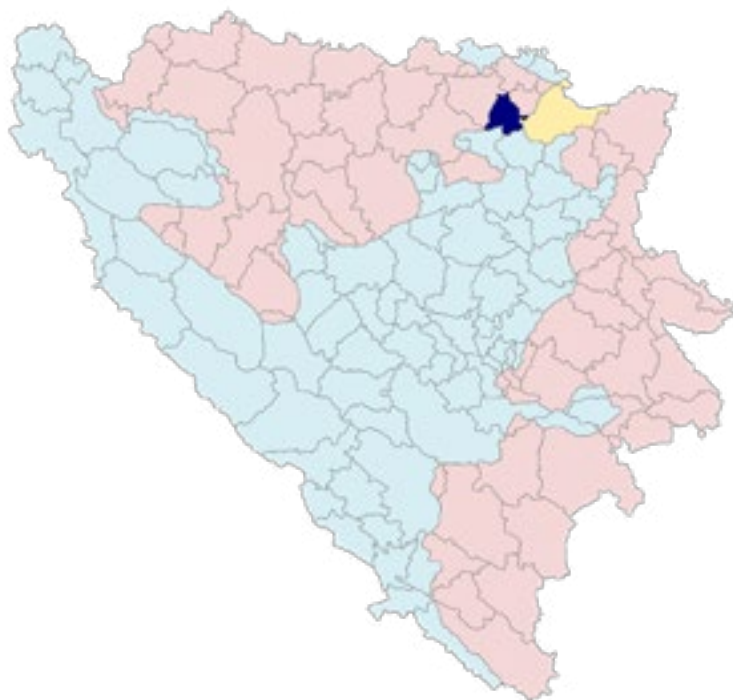
Dragaljevac Srednji, Zagoni, Janja, Johovac, Kacevac, Kovanluk, Kojčinovac, Kriva Bara, Ljeljenča, Ljeskovac, Magnojević Gornji, Magnojević Donji, Magnojević Srednji, Mala Obarska, Međaši, Modran, Novi, Novo Naselje, Novo Selo, Obrijež, Ostojićevo, Patkovača, Piperci, Popovi, Pučile, Ruhotina, Slobomir, Suho Polje, Triješnica, Trnjaci, Čipirovine, Hase, Crnjelovo Gornje, Crnjelovo Donje, Čađavica Gornja, Čađavica Donja, Čađavica Srednja, Čardačine and Čengić.<sup>28</sup>

#### Organisation of MZs in the area of LGU

MZ Amajlije	MZ Dijelovi	MZ Obrijež
MZ Balatun	MZ Dvorovi	MZ Ostojićevo
MZ Banjica	MZ Dragaljevac Gornji	MZ Patkovača
MZ Batar	MZ Dragaljevac Donji	MZ Petnaesta majevička
MZ Batković	MZ Dragaljevac Srednji	MZ Piperci
MZ Bjeloševac	MZ Zagoni	MZ Popovi
MZ Bogdanovići	MZ Zagoni Donji	MZ Pučile
MZ Brijesnica	MZ Janja	MZ Ruhotina
MZ Brodac	MZ Johovac	MZ Sokolski dom
MZ Bukovica Gornja	MZ Kovačići	MZ Stari grad
MZ Bukovica Donja	MZ Kojčinovac	MZ Suvo Polje
MZ Velika Obarska	MZ Kriva Bara	MZ Trnjaci
MZ Velino Selo	MZ Ledinci	MZ Filip Višnjic
MZ Veljko Lukić	MZ Ljeljenča	MZ Hase
MZ Vršani	MZ Ljeskovac	MZ Centar
MZ Vuk Karadžić	MZ Magnojević Gornji	MZ Crnjelovo Gornje
MZ Galac	MZ Magnojević Donji	MZ Crnjelovo Donje
MZ Glavičice	MZ Magnojević Srednji	MZ Čađavica Gornja
MZ Glogovac	MZ Mala Obarska	MZ Čađavica Donja
MZ Golo Brdo	MZ Međaši	MZ Čađavica Srednja
MZ Gradac	MZ Modran	MZ Čardačine
MZ Dazdarevo	MZ Novi	MZ Čengić
MZ Dašnica	MZ Novi Dvorovi	
MZ Dašnica 1	MZ Novo Naselje	

## Appendix 3B: Gradačac Community Profile

2020 National Human Development Report: Social Inclusion in BiH  
Municipality Gradačac  
<http://www.gradacac.ba>



Contents	
Social Welfare Centers .....	45
Geography .....	52
Administrative Offices .....	52
Population .....	53
Education .....	54
Health .....	56
Labor Market .....	56
Housing .....	56
Social Welfare Centers .....	57
Places serving the public .....	58
Civic engagement formal and voluntary .....	60
Public Transportation .....	60
Appendix.....	60

## Geography

Gradačac is both a settlement and the seat of the municipal administration in the northeastern part of Bosnia and Herzegovina. It is located at an altitude of 129 m, at the Gradašnica river, nestled between the slopes of the Majevisa and Trebava mountains. It is a well-known fruit growing region and one of the largest plum producing and trading centers in Bosnia and Herzegovina. The tower of Husein-kapetan Gradašćević, known as Gradina, dominates the cityscape, as its trademark and a distinctive symbol.

According to the last official population census from 1991, the Gradačac Municipality had 56,581 inhabitants in 38 settlements. After signing of the Dayton Accord, most of the Gradačac Municipality became a part of the Federation of Bosnia and Herzegovina.

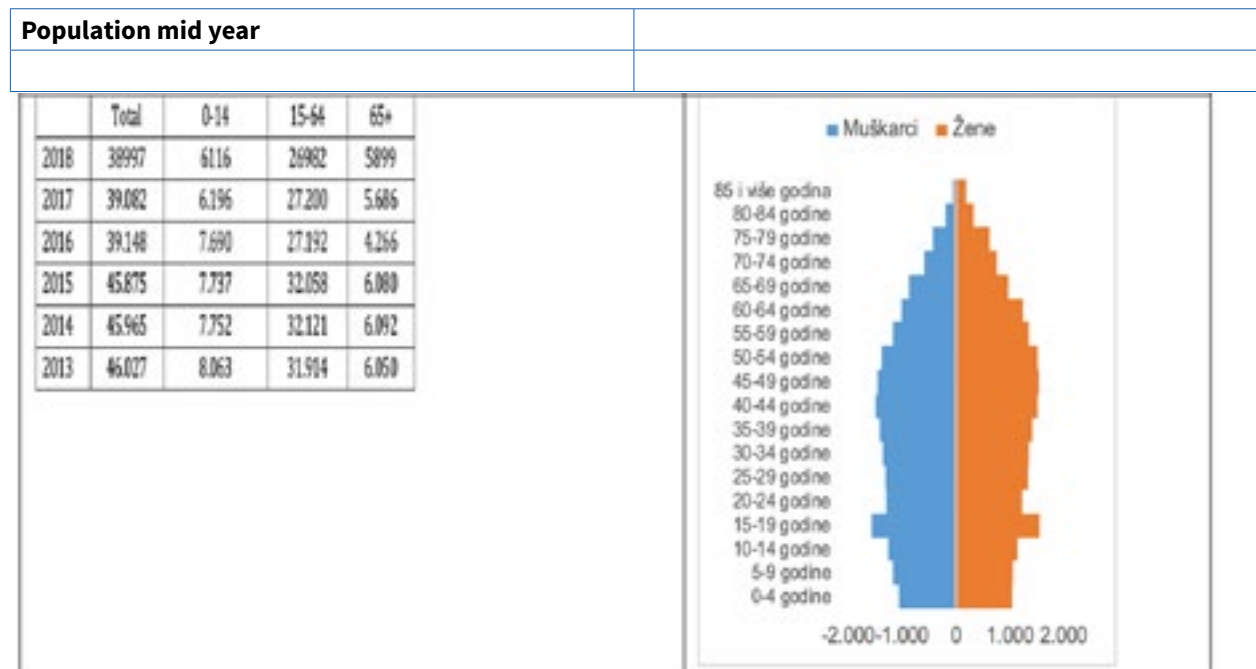
The following populated areas became part of the Republika Srpska: Blaževac, Krčevljani, Njivak, Orlovo Polje, Pelagićevo, Samarevac, Tolisa and Zelinja Gornja, as well as parts of the populated areas: Donja Tramošnica, Donje Ledenice, Donji Skugrić, Gornja Tramošnica, Gornje Krečane, Gornje Ledenice, Jasenica, Porebrice and Turić. This area formed the Pelagićevo Municipality.

## Administrative Offices

- o Post office
- o Policija 122 / 035 817 202
- o Hitna služba (E.R.) 123
- o Vatrogasna služba/ Fire Brigade 124
- o Automotive club
- o Bus station
- o Autobuska stanica
- o Elektrodistribucija 035 817 713
- o Komunalac 035 816 106
- o Telekom 035 816 400
- o Biro - zavod za zazapošljavanje/Employment bureau 035 816 166
- o Hidrometereološki zavod 035 817 464
- o Social work center / Centar za socijalni rad 035 817 227
- o Općinski sud Gradačac/Municipal court 035 817 385
- o Library "Alija Isakovic"
- o Center for culture "Ahmed Muratbegović" 035 817 427
- o Radio "Gradačac" 035 817 427
- o City cinema
- o Parking company
- o Health care centre
- o Rehabilitation center "Banja Ilidža"
- o some MZ have their own water supply system
- o Ambulances in Mionica, Vučkovići, Zelinja Donja, Medžida Donja and Smice

## Population

Population latest data according FZS after Census 2013: 38.997 population



## Demographic changes

	Livebirths	Deaths	Natality rate	Mortality rate
2018	371	392	9.5	10.1
2017	387	408		10.4
2016	368	374		9,6
2015	344	367		

## People with disabilities and causes of the disability, by gender<sup>29</sup>

			Deaf	hearing	Blind or coming of the age	Remembering or concentration	Seizure	Communication
1	GRADAČAC	Ukupno/Total	1.182	874	1.802	822	482	248
1	GRADAČAC	Ukupno/Total	47	33	44	44	32	18
1	GRADAČAC	Ukupno/Total	-	1	1	1	1	1
1	GRADAČAC	Ukupno/Total	888	623	1.024	584	342	182
1	GRADAČAC	Ukupno/Total	48	34	38	9	11	1
1	GRADAČAC	Ukupno/Total	9	4	40	8	1	1
1	GRADAČAC	Ukupno/Total	211	94	228	88	22	21
1	GRADAČAC	Ukupno/Total	284	91	221	72	24	12
1	GRADAČAC	Ukupno/Total	183	107	224	124	42	85
1	GRADAČAC	Muškarci/Male	497	385	608	284	168	74
1	GRADAČAC	Muškarci/Male	18	13	17	30	14	8
1	GRADAČAC	Muškarci/Male	-	-	8	-	-	-
1	GRADAČAC	Muškarci/Male	212	114	241	120	40	20
1	GRADAČAC	Muškarci/Male	37	24	21	9	11	1
1	GRADAČAC	Muškarci/Male	4	2	28	8	2	1
1	GRADAČAC	Muškarci/Male	87	48	178	62	21	14
1	GRADAČAC	Muškarci/Male	92	38	28	22	18	10
1	GRADAČAC	Muškarci/Male	98	48	228	80	47	42
1	GRADAČAC	Žene/Women	685	479	1.194	538	314	174
1	GRADAČAC	Žene/Women	29	20	27	14	17	10
1	GRADAČAC	Žene/Women	-	1	8	1	2	1
1	GRADAČAC	Žene/Women	428	211	693	284	142	82
1	GRADAČAC	Žene/Women	8	2	18	-	-	-
1	GRADAČAC	Žene/Women	1	2	11	1	-	-
1	GRADAČAC	Žene/Women	24	23	20	12	4	5
1	GRADAČAC	Žene/Women	202	98	142	52	18	17
1	GRADAČAC	Žene/Women	212	91	221	84	40	42

Roma population<sup>30</sup>: 127

## Education

Education levels (distribution)<sup>31</sup>

Sex	Total	No education	Incomplete primary education	Primary school	Secondary school	Post-secondary school specialization	High school and first grade of faculty	Advanced schools/faculty/academy/university
Total	32.599	1.660	4.577	9.408	14.750	136	512	1.556
Male	15.729	344	1.387	4.069	8.767	105	290	767
Female	16.870	1.316	3.190	5.339	5.983	31	222	789

- o 226 enrolled in preschool institutions (190 public and 36 in private)
- o 3752 enrolled pupils in elementary education 2018 (FZS)
- o 107 enrolled in elementary music schools
- o 1439 enrolled students in secondary schools 2018 (FZS)
- o 408 pupils who have completed regular elementary education in the period (2017/2018)
- o 431 pupils who have completed secondary level of education in the period 2017/2018 (72 grammar school; 211 technical school 148 vocational school )

29 Source: Census 2013

30 Source: Census 2013

31 Source: Census 2013

## Schools :

- o Public institution preschool education “Kolibri”
- o Primary school Safvet-beg Basagic - address: Zrtava Srebrenice 5, phone: 035/821-850, www.basagic.ba
- o Primary school Edhem Mulabdic - Međida Donja, Adress: Međida Donja bb, phone 035/869-026, no web site
- o Primary school “Hamdija Kreševljaković” Kamberi; phone 035-857-243, no web page
- o Primary school “Hasan Kikić”, Address: Vida 1, Gradačac, phone 035/852-414, www.oshasankikic.tk
- o Primary school “Ivan Goran Kovačić”, address: Husein - kapetana Gradašćevića 53, phone: 035/821-240, www.igkgradacac.com
- o Primary school “Ivan Goran Kovačić” - only 4 grades, regional in Ledenica Donja
- o Primary school “Ivan Goran Kovačić” - only 4 grades, regional in Ledenicama Gornjimi
- o Primary school “Mehmed-beg Kapetanović Ljubušak”, Address: Srnice Donje bb, phone: 035/858-004, no web site
- o Primary school “Musa Ćazim Ćatić” Zelinja Donja, Gradačac, phone: 035/ 829-800, no web page
- o Javna ustanova Osnovna škola “Hasan Kikić” Područna škola Lukavac Gornji
- o Javna ustanova Osnovna škola “Hasan Kikić” Područna škola “Rajska”
- o Javna ustanova Osnovna škola “Hasan Kikić” Područna škola “Novalići”
- o Javna ustanova Osnovna škola “Safvet-beg Bašagić” Područna škola “Sibovac”
- o Javna ustanova Osnovna škola “Safvet-beg Bašagić” Područna škola “Mionica I”
- o Javna ustanova Osnovna škola “Safvet-beg Bašagić” Područna škola “Mionica III”
- o Javna ustanova osnovna škola “Musa Ćazim Ćatić” Zelinja donja Područna škola Jelovče selo
- o Javna ustanova osnovna škola “Musa Ćazim Ćatić” Zelinja donja Područna škola Zelinja srednja
- o Javna ustanova osnovna škola “Musa Ćazim Ćatić” Zelinja donja Područna škola, Jasenica
- o Gimnazija „Mustafa Novalić“ - secondary school
- o Mješovita srednja škola „Hasan Kikić“ (MSŠ) - secondary school

*School completion rate/age of completion of mandatory primary and secondary – The data is not available*  
*School drop-out rate –*

Table: Quitting school by reason

	Enrolling different school in FBiH, RS and BD	Enrolling school abroad	Bad scores in school	Social reasons	Economic reasons	Personal reasons	Unknown	Total
Primary school	23	28	0	2	0	1	0	54
Secondary school	11	0	0	0	0	0	0	11

*Technical or other post-secondary training facilities and enrollments* - There is no any information on those, but municipality gives info that they finance some informal education, trainings thorough NGOs, however, there is no specific data on that.

## Health

Last data is for 2011 from development strategy

Number of employed at JZU Banja Ilidza (2011): general practitioner 0; specialists 4; medical technicians 22

Data for 2016 for JZU Banja Ilidža: 5 doctors 22 medical technicians

Structure of employed (permanent contract on day 28.02.2019 - Report of DZ Gradačac)

<b>Total employed</b>	<b>189</b>
General medicine	17
Specialists	24
Mr.ph specialist medical biochemistry	1
At specialization	10
<b>Total</b>	<b>52</b>
Dentists	4
Ortodontist	1
<b>Total</b>	<b>5</b>
<b>Total medical technicians</b>	<b>83</b>
<b>Medical associates (psychologist, logoped, social worker..)</b>	<b>4</b>
<b>Administrative workers</b>	<b>45</b>

## Labor Market

### Employed<sup>32</sup>

Employed 8428 (in 2017), out of which 3194 are women.

Employed 8877 (in 2018) out of which 3387 are women

Net wage in 2017 626KM, and 653 (2018).

**Unemployed** (December 2018) 6278 out of which 3399 are women.

Unemployed according level of education December 2018 (FZS)

Total	VSS	VŠS	SSS	NSS	VKV	KV	PKV	NKV
6278	302	14	1533	0	20	1822	224	2363

Unemployed Gradačac by age (upon request to bureau Gradačac)

Age	15-19	20-24	25-29	30-34	35-39	40-44	45-49	50-54	55-59	60+
M	181	267	195	173	185	236	367	414	430	303
F	158	536	462	460	450	444	412	341	230	129

*Pensioners*: 4550 out of which 2275 age pensions, 760 disability pensions, 1.515 family pension (on day 31.12.2018)<sup>33</sup>

## Housing

GRADAČAC Total 11521

Water supply		Sewage Disposal System		Electricity		Natural Gas		Central Heating	
<i>community system</i>	4745	<i>public</i>	3631	<i>yes</i>	11449	<i>yes</i>	32	<i>yes</i>	3169
<i>rural/local</i>	5008	<i>closed septic tank</i>	3454	<i>not connected</i>	40	<i>not connected</i>	80	<i>not connected</i>	77
<i>own pump</i>	1399	<i>closed septic tank with overflow</i>	1741	<i>no installation</i>	32	<i>no installation</i>	11430	<i>no installation</i>	8275
<i>not functioning</i>	79	<i>other arrangements</i>	2266						
<i>no installation</i>	290	<i>no installation</i>	429						
<i>Dwellings without all installations</i>			12						

## Social Welfare Centers

### CSW employed

Total employed: 8 (needs for 17)

Lawyers: 2 (needs for 2)

Social workers: 4 (needs for 10)

Psychologist: 1 (needs for 3)

Defectolog (special education): 1

Sociologist: 0 (needs for 1)

### o Number of cases: (2018)

1. Children's care 2570
2. Protection protection of civilian victims of war : 127
3. personal disability allowance, second-person care allowances and orthopedic allowances: 650
4. beliefs on various grounds: 1850
5. Protection of families with children: - maternity leave allowance: 149; - increased child allowance: 87; - child's allowance: 698; -disposable equipment for a newborn baby: 83; nutrition for children up to 6 months of age: 302
6. Implementation of family law: 163 cases
7. Implementation of family law - custody: 95 cases
8. Implementation of juvenile delinquency measures: 12
9. Work with children with disabilities in psycho-physical development-categorized children: 23
10. Domestic violence: 63
11. Juvenile delinquency: 66

### o Number of beneficiaries 2018

1. Permanent financial assistance: 319
2. Personal disability allowance, allowance for assistance and care of another person and orthopedic allow-

ance: 650

3. Placing adults in another family: 2
4. Placing children in another family: 4
5. Accommodation of children in facility SOS Kinderdorf: 4
6. Civilian casualties of war: 127
7. Placement of adults and children in an institution: 31
8. Subsidy on transportation costs: 39
9. Subsidy for the cost of funeral: 25
10. One-time financial assistance: 336
11. Child allowance: 698
12. Increased child allowance: 87
13. Disposable equipment for a newborn baby: 83
14. Nutrition for a child up to 6 months of age: 302
15. Maternity benefits: 149
16. Health care: 788

**Total beneficiaries 2018: 3644**

### Places serving the public

Soccer clubs, karate clubs, handball club, volley club, diving club, chess club, shooting club, hiking club, basketball club, kajak, kanu club, kajak, kanu rafting club,  
Sport and PWD- basketball club for PWD "Zmaj"

Sports are mostly male oriented, for women there are: handball, basketball and karate

- local, national or international NGOs

*International NGO and local NGOs*

There are more than 50 different NGOs operating in Gradacac municipality with different missions (Municipal Development Strategy)

One of the most active are:

<ul style="list-style-type: none"> <li>- BZK Preporod</li> <li>- HNK Napredak</li> <li>Udruženje “KULT”, youth organization</li> <li>- Women network “Veliko srce”</li> <li>- Centar za građansku saradnju</li> <li>- Centar za promociju civilnog društva Gradačac</li> <li>- Centar za afirmaciju, edukaciju i promociju pozitivnih vrijednosti “Motiv”</li> <li>- Eco movement “Eko zeleni”</li> <li>- Udruženje za pomoć osobama sa metalnom retardacijom, “Kutak radosti”</li> <li>- Udruženje osoba sa invaliditetom Gradačac</li> <li>- Humanitarna organizacija “BOS-IT”</li> <li>- Udruženje penzionere Gradačac</li> <li>- Udruženje penzionere “Solidarnost”</li> <li>Crveni križ-Red Cross</li> <li>- Udruženje dijabetičara Gradačac</li> <li>- UG Civilne žrtve rata,</li> <li>- Merhamet</li> <li>- Udruženje građanki muslimanki “Sumejja”</li> <li>- KUD “Gradačac”</li> <li>- Udruženje inovatora</li> <li>- KUD “Sevdah” Vučkovci</li> <li>KUD “Zmaj Gradačac”</li> <li>- Lovačko društvo “Jelen”</li> <li>- Planinarsko društvo “Gradina”</li> <li>- UG Ljubitelji pasa “Zmaj”</li> <li>- Klub uzgajivača golubova i visokoletača BH 6 “Letač”.</li> </ul> <p>Udruženje voćara integralne proizvodnje “Voćar” Gradačac, Udruženje povrtlarske proizvodnje (plasteničke i stakleničke) Donje Ledenice, Udruženje proizvođača mlijeka i mesa, Udruženje „Voćar“ Rajska</p>	<ul style="list-style-type: none"> <li>- BZK Preporod</li> <li>- HNK Napredak</li> <li>Association “KULT”, youth organization</li> <li>- Women Network “Veliko srce”</li> <li>- Center for Civic Cooperation</li> <li>- Gradačac Civil Society Promotion Center</li> <li>- Center for affirmation, education and promotion of positive values “Motive”</li> <li>- Eco movement “Eco Green”</li> <li>- Metal Retardation Assistance Association,</li> <li>- Association of Persons with Disabilities Gradacac</li> <li>- BOS-IT Humanitarian Organization</li> <li>- Gradacac Pensioners Association</li> <li>- Solidarity Pensioners Association</li> <li>Red Cross-Red Cross</li> <li>- Gradacac Diabetes Association</li> <li>- UG Civilian Victims of War,</li> <li>- Merhamet</li> <li>- Association of Muslim Women “Sumejja”</li> <li>- KUD “Gradacac”</li> <li>- Innovators Association</li> <li>- KUD “Sevdah” Vučkovci</li> <li>KUD “Zmaj Gradacac”</li> <li>- Hunting Society “Jelen”</li> <li>- Mountaineering Association “Gradina”</li> <li>- UG Dog lovers</li> <li>- Pigeon and Highlander Breeders Club BH 6</li> </ul> <p>Various agricultural associations</p>
<p><b>Recreation clubs:</b></p> <ul style="list-style-type: none"> <li>• Kayak club “Sinisa Mlinarević”</li> <li>• Karate club “Zmaj”</li> <li>• Diving club</li> <li>• Swimming school for kids</li> <li>• Association “Zmajice” (focused on support for malignant diseases)</li> <li>• Association “Balkanska šapica”</li> <li>• Handball club</li> <li>• Shooting club “Gradačac”</li> <li>• Horse riding club (two in total)</li> <li>• Chess club</li> <li>• Basketball club for people with disabilities “Zmaj”</li> <li>• Kids football school</li> </ul>	

## Civic engagement formal and voluntary

Local elections 2016: 36152 registered, 35608 voted (source: FZS)

Local elections 2012. : 34483 registered; 21689 voted;

Local elections 2008: 32.757 registered **18,636** voted for mayor and **18,268** voted for parties (source: CIK)

**Registered voters in Gradačac (CES by demand):** Total: 36152; upto 30 years 6007; more than 30 y.o. 30145

## Public Transportation

<b>1. International routes</b>
1. GRADACAC - ZAGREB <b>14:15 h</b>
2. GRADACAC - BEOGRAD <b>12:15 h</b>
3. GRADACAC - ŠIPOVO <b>11:45 h</b>
<b>2. FEDERAL Lines</b>
1. GRADACAC - SARAJEVO <b>05:30 h</b>
2. GRADACAC - SARAJEVO <b>06:00 h</b>
3. GRADACAC - SARAJEVO <b>13:45 h</b>
4. GRADACAC - ODŽAK <b>11:00 h</b>
5. GRADACAC - ODŽAK <b>13:00 h</b>
6. GRADACAC - ODŽAK <b>15:00 h</b>
<b>3. CANTONAL LINES</b>
1. GRADACAC - TUZLA <b>06:00 h, 06:30, 07:00, 08:15, 08:45, 10:10, 12:00, 13:00, 13:45, 15:30;</b>
2. GRADACAC - KALESIJA <b>08:15, 13:45;</b>
<b>4. MUNICIPALITY LINES</b>
1. GRADAČAC-MEĐIDA <b>07:00, 09:20, 10:10, 11:45, 13:20, 15:45, 17:30, 19:00;</b>
2. GRADAČAC-ZELINJA <b>07:00, 08:40, 09:55, 11:00, 12:20, 13:00, 14:55, 15:45, 17:15, 19:00;</b>
3. GRADACAC - RAJSKA <b>11:00, 13:00, 15:45, 19:00.</b>
Gradačac-Mionica II (06:00h, 11:00h; 13:00h, 16:00h, 19:00h)
COMPANY - DOO "BUKAL-TRANS"

## Appendix

The following settlements remained the part of the Gradačac Municipality: Avramovina, Biberovo Polje, Donja Međida, Donja Tramošnica (one part), Donje Krečane, Donje Ledenice (one part), Donji Lukavac, Donji Skugrić (one part), Gornja Međida, Gornja Tramošnica (one part), Gornje Krečane (one part), Gornje Ledenice (one part), Gornji Lukavac, Gradačac, Hrgovi Donji, Jasenica (one part), Jelovče Selo, Kerep, Mionica, Novalići, Porebrice (one part), Rajska, Sibovac, Srnice Donje, Srnice Gornje, Turić (one part), Vida, Vučkovci, Zelinja Donja and Zelinja Srednja.

Community	Total	Bosniak	Croat	Serbian	Does not declare	Other	Unknown
<b>GRADAČAC</b>	<b>39.340</b>	<b>37.130</b>	<b>918</b>	<b>345</b>	<b>167</b>	<b>727</b>	<b>53</b>
BAGDALE-AHMETAŠI	448	446	0	0	1	1	0
BIBEROVO POLJE	730	729	0	0	0	1	0
BUKVA	2.961	2.852	15	12	22	57	3
CENTAR	2.778	2.446	88	39	56	148	1
DONJA MEĐIDA	1.353	1.336	1	0	3	13	0
DONJE LEDENICE	350	166	141	28	5	8	2
GORNJA MEĐIDA	767	765	0	0	1	0	1
GORNJA TRAMOŠNICA	307	76	223	8	0	0	0
GORNJI LUKAVAC	1.687	1.662	2	0	0	23	0
GRABOV GAJ	93	0	5	88	0	0	0
HRGOVI DONJI	349	80	261	4	2	2	0
JASENICA	223	218	0	0	0	5	0
JELOVČE SELO	1.005	1.003	0	0	0	1	1
KEREP	908	896	0	6	0	6	0
LEDENICE GORNJE	500	491	0	0	1	8	0
MIONICA 1	530	528	0	0	0	0	2
MIONICA 2	1.728	1.692	4	2	2	22	6
MIONICA 3	1.814	1.793	0	1	6	7	7
MIONICA CENTAR	2.247	2.188	14	2	1	37	5
NOVALIĆI	447	442	0	3	0	0	2
OKANOVIĆI	254	231	23	0	0	0	0
POŽARIKE	2.604	2.386	24	16	20	156	2
RAJSKA	956	951	3	0	0	1	1
SIBOVAC	1.009	990	1	0	1	17	0
ŠKORIĆI	679	647	10	5	0	17	0
SREDNJA MEĐIDA	543	540	0	1	0	1	1
SRNICE DONJE	404	323	2	68	1	7	3
SRNICE GORNJE	818	808	2	2	0	5	1
SVIRAC	1.922	1.831	18	17	10	41	5
TOKE	364	359	0	0	0	1	4
VAROŠ	531	415	56	18	15	27	0
VIDA I	1.589	1.519	15	6	16	31	2
VIDA II	959	906	7	17	2	27	0
VUČKOVCI	2.679	2.65	1	2	2	22	2
ZELINJA DONJA	1.551	1.533	1	0	0	17	0
ZELINJA SREDNJA	1.253	1.232	1	0	0	18	2

**Appendix 3C: Ilijaš Community Profile**

**2020 National Human Development Report: Social Inclusion in BiH  
Municipality Ilijaš**

<http://www.ilijas.ba/>



Contents

Geography ..... 63

Administrative offices ..... 63

Population ..... 63

wwwEducation ..... 64

Health ..... 65

Labor Market ..... 66

Housing..... 66

Social Welfare Centers ..... 66

Public service providers ..... 67

Places serving the public ..... 67

Civic engagement formal and voluntary ..... 68

Public transportation ..... 68

Appendix ..... 68

## Geography

Ilijaš is a municipality northeast of the city of Sarajevo. The area of Ilijaš is 309 km<sup>2</sup>. The population of the Ilijaš Municipality is 1.5% of the population of the Sarajevo Canton.

Ilijaš municipality borders with municipalities: Visoko, Breza, Vareš, Olovo (those 4 belong to Zenica-Doboj canton), municipalities in Republika Srpska (Sokolac and East Old Town), and municipalities that belong to Canton Sarajevo (Vogošća, Stari Grad, Novi Grad, Centar and Ilidža). The population of Ilijaš according to Census in 2013 is 19,603 (52% women and 48% men)

Municipality Ilijaš has 85 settlements that are organized in 14 communities (Appendix 1).

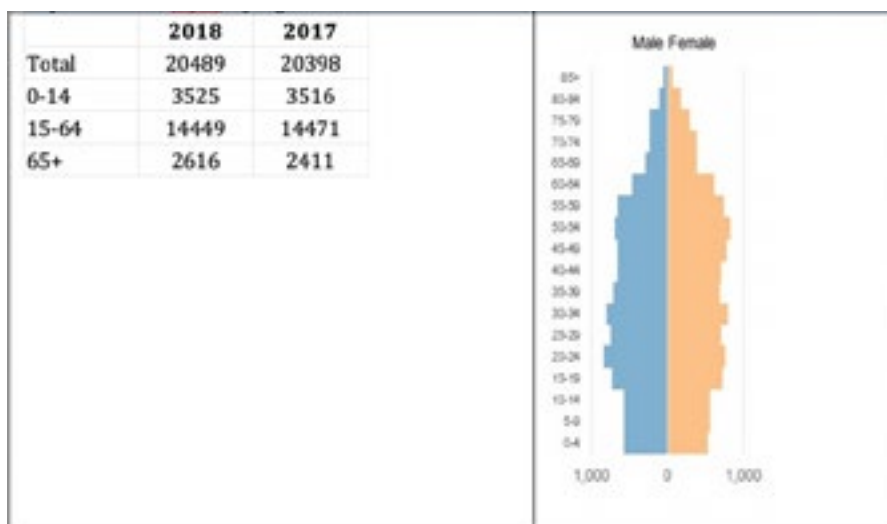
## Administrative offices

- Municipality -1
- Post office-1
- Court- 0
- Fire brigade – 1
- Employment bureau.
- Electricity distribution
- Automotive club
- Bus station
- Community heating
- Sarajevo Gas
- Public utility services
- Housing utility services, Vodostan Ilijaš
- Pension insurance office: Ivana Franje Jukića 4 Ilijaš
- Cultural sport center and radio Ilijaš/Kulturno sportski centar i radio Ilijaš
- Police Hašima Spahića 14
- Civil Protection: 126.Ilijaške Brigade 6 Ilijaš

## Population

Population age structure/ size age cohorts

Population in Ilijaš, by age



## Demographic changes

	Livebirths	Deaths	Nativity rate	Mortality rate
2018	263	207	12,8	10,1
2017	265	198		9,7

Divorce rate per 1000 marriages: 105.6 (2018)

**Roma**<sup>34</sup>: 123 Roma population

**People with disabilities and causes of the disability**<sup>35</sup>, by gender.

5.1 OSOBE S INVALIDITETOM PREMA SPOLU, VRSTI I UZROKU POTEŠKOCE, PO OPCINAMA									
				Seeing	Hearing	Walking or climbing up the stairs	Remembering or concentration	Self-care	Communication
3	ILVAŠ	Ukupno/Total	Ukupno/Total	724	382	1.054	382	248	212
3	ILVAŠ	Ukupno/Total	Urođeni/Congenital injury	41	21	28	21	12	23
3	ILVAŠ	Ukupno/Total	Povreda pri porodu/Injury labor	2	2	3	1	-	3
3	ILVAŠ	Ukupno/Total	Bolest/illness	338	159	575	181	155	112
3	ILVAŠ	Ukupno/Total	Povreda na radu/Injury at work	28	13	47	7	3	3
3	ILVAŠ	Ukupno/Total	Saobraćajna nesreća/Traffic accident	7	3	23	3	2	-
3	ILVAŠ	Ukupno/Total	Posljedice rata/Consequence of war	83	66	154	74	14	19
3	ILVAŠ	Ukupno/Total	Ostalo/Other	152	81	142	55	30	22
3	ILVAŠ	Ukupno/Total	Nepoznato/Unknown	63	35	80	40	10	10
3	ILVAŠ	Muški/Male	Ukupno/Total	281	178	431	167	98	105
3	ILVAŠ	Muški/Male	Urođeni/Congenital injury	17	12	10	13	6	16
3	ILVAŠ	Muški/Male	Povreda pri porodu/Injury labor	1	1	1	1	-	2
3	ILVAŠ	Muški/Male	Bolest/illness	104	62	179	70	61	53
3	ILVAŠ	Muški/Male	Povreda na radu/Injury at work	24	12	36	6	3	3
3	ILVAŠ	Muški/Male	Saobraćajna nesreća/Traffic accident	3	2	16	3	2	-
3	ILVAŠ	Muški/Male	Posljedice rata/Consequence of war	56	45	121	48	11	10
3	ILVAŠ	Muški/Male	Ostalo/Other	57	34	53	14	8	10
3	ILVAŠ	Muški/Male	Nepoznato/Unknown	19	10	23	12	7	11
3	ILVAŠ	Ženski/Female	Ukupno/Total	443	204	623	215	150	107
3	ILVAŠ	Ženski/Female	Urođeni/Congenital injury	24	9	18	8	6	7
3	ILVAŠ	Ženski/Female	Povreda pri porodu/Injury labor	1	1	2	-	-	1
3	ILVAŠ	Ženski/Female	Bolest/illness	234	97	396	111	94	59
3	ILVAŠ	Ženski/Female	Povreda na radu/Injury at work	4	1	11	1	-	-
3	ILVAŠ	Ženski/Female	Saobraćajna nesreća/Traffic accident	4	1	9	-	-	-
3	ILVAŠ	Ženski/Female	Posljedice rata/Consequence of war	27	21	31	26	3	9
3	ILVAŠ	Ženski/Female	Ostalo/Other	95	47	109	41	22	12
3	ILVAŠ	Ženski/Female	Nepoznato/Unknown	44	25	45	28	21	19

## Education

### Education levels (distribution)

Sex	Total	No education	Incomplete primary education	Primary school	Secondary school	Post-secondary school specialization	High school and first grade of faculty	Advanced schools/ faculty/ academy/ university
Total	16.278	990	1.548	3.968	8.352	97	282	1.041
M	7.705	112	336	1.526	4.982	82	169	498
F	8.573	878	1.212	2.442	3.37	15	113	543

### Currently

- Schools: 1 public preschool - kinder garden; 18 elementary schools in 2018;
- 0 special primary schools in 2018; 1 primary music school in 2018; 2 secondary schools in 2018
- 194 enrolled in preschool institutions (71 public and 123 in private)
- 2111 enrolled pupils in elementary education 2018 (FZS)
- 450 enrolled students in secondary schools 2018 (FZS)
- 217 pupils who have completed primary level of education in the period (2017/2018)
- 112 pupils who have completed secondary level of education in the period 2017/2018 (39 grammar school; 21 technical school 52 vocational school)

School completion rate/age of completion of mandatory primary and secondary – *The data is not available*

### School drop-out rate –

Table: Quitting school by reason

	Enrolling different school in FBiH, RS and BD	Enrolling school abroad	Bad scores in school	Social reasons	Economic reasons	Personal reasons	Unknown	Total
Primary school	31	2	0	0	27	0	0	60
Secondary school	8	2	8	1	0	5	1	25

*Technical or other post-secondary training facilities and enrollments:* There is no any info on those, but municipality gives info that they finance some informal education, trainings through NGOs, however, there is no specific data on that.

## Health

There is a community health center. According municipality data it has 41 health workers, 7 doctors general practitioners, 4 doctors specialists, 4 dentists, 26 medical technicians and 11 assisting personnel.

- According to Public health care study (Canton Sarajevo), in 2017, Ilijaš had 9 specialists, and 36 average per day visits per doctor, which is by month 9422 visits per doctor.
- 2 public pharmacies and 4 private pharmacies<sup>36</sup>
- *Health facilities:* Emergency Medicine –Health insurance; Institute for health care of women and motherhood
- Health care in Ilijaš provides primary health care. Maximum distance between health care providers

- is 15-20km, and beneficiaries and providers 20km
- Beside primary health care it provides speciality-consultative health care.
- Central health care facility is located in Ilijaš Bogumilska br. 6
- Other health care facilities are: Ambulance Srednje; Ambulance Gajevi; Ambulance Kamenica; Ambulance Podlugovi; Ambulance Mrakovo; Ambulance Dentist; Stari Ilijaš

## Labor Market

### Employed

4,335 (in 2018), out of which 1,444 are women.

Net wage in 2018 682KM.

### Unemployed

Registered unemployed (31.12.2018) 4.746 (women 3105)

**Pensioners**<sup>37</sup>: 3.648 out of which 1.340 starosne, 646 invalidske, 1.662 porodične (on day 31.12.2018)

Employed - pensioner ratio: 1,2

## Housing

Occupied dwellings by installation equipment<sup>38</sup>

### ILIJAS - Total 6202

Water supply		Sewage Disposal System		Electricity		Natural Gas		Central Heating	
<i>community system</i>	5441	<i>public</i>	3951	<i>yes</i>	6125	<i>yes</i>	115	<i>yes</i>	1314
<i>rural/local</i>	534	<i>closed septic tank</i>	1318	<i>not connected</i>	39	<i>not connected</i>	55	<i>not connected</i>	31
<i>own pump</i>	176	<i>closed septic tank with overflow</i>	151	<i>no installation</i>	38	<i>no installation</i>	6032	<i>no installation</i>	4857
<i>not functioning</i>	16	<i>other arrangements</i>	711						
<i>no installation</i>	35	<i>no installation</i>	71						
<i>Dwellings without all installations</i>			6						

## Social Welfare Centers

	2013	2014	2015	2016
# of social protection beneficiaries	4608	4061	3857	3692

List of social protection beneficiaries, number of beneficiaries<sup>39</sup>

<sup>37</sup> Source: Federal institute for development programming

<sup>38</sup> Source: Census 2013

<sup>39</sup> Source: Development strategy of the municipality

1. Child allowance: 911
2. Maternity protection: 264
3. Civilian casualties of war: 161
4. Subsidies for kindergarten stay: 2
5. Health Care: 52
6. Health care users: 25
7. Assistance with the cost of funeral: 6
8. Children with special needs who have undergone the categorization process: 66
9. Beneficiaries of permanent financial assistance: 47
10. Beneficiaries of the assistance and care allowance of another person under the Cantonal Regulation (old persons):223
11. A one-off and exceptional cash assistance: 180
12. Accommodation allowance for another family: 1
13. Accommodation of children in social welfare institutions:26
14. Accommodation of adults in social care institutions: 22
15. Subsidy for heating costs: 275
16. Disability rights earned under Federal law: 516
17. Registered cases of domestic violence: 72
18. Working with children and minors with problematic behavior: 12
19. Other services (family legal protection, guardianship, hot meals in public kitchens, cash benefits for employment): 841

**Total: 3,692**

### Public service providers

- Centers for Social Work: 1 office which is one of the 9 offices in the Canton
- Public library – Media: 1 city library; 1 radio station; 1 cinema/movie theater

### Places serving the public

*Sports facilities:* The newly opened sports hall within the Cultural and Sports Center

Football stadium, five school outdoor playgrounds, four school indoor playgrounds, open asphalt playgrounds for football in Donji Luka, Stari Ilijaš, and a sports ground is under construction in Misoča. List of sport courts: Gradski nogometni stadion sa pomoćnim terenom i atletskom stazom; Nogometni stadion u Ljubinićima; Gradska sportska dvorana; Sportski teren sa umjetnom travom kod osnovne škole “Hašim Spahić”; Fiskulturne sale u OŠ “Stari Ilijaš”, OŠ “Hašim Spahić”, OŠ “Podlugovi”, OŠ Srednje, “Perzijskobosanski koledž” Lješevo, Srednjoškolski centar “Nedžad Ibrišimović” Ilijaš; Asfaltne plohe: ispred OŠ i ispred područne škole Malešići; Asfaltne plohe u mjesnim zajednicama: Luka, Ljubina, Crna Rijeka, Misoča, Lješevo, Srednje; Starij Ilijaš; Otvoreno košarkaško i odbojkaško igralište ispred Srednjoškolskog centra “Nedžad Ibrišimović”; Vanjska šahovka ploha na plataou ispred “KSC i radio Ilijaša; Planinarski domovi na Bijamabarama i Ozrenu

*The chess club* premises and the Bijambare Mountain Lodge.

### PWD access to education facilities

*Mosques:* **Džamija Novi Ilijaš**; Džamija Stari Ilijaš; Malesici Mosque; Misoča Mosque; Podlugovi Mosque; Mosque Lješevo; Džamija na Gori;

*Churches:* Sv. Marka Evanđeliste; Crkva Svetog proroka Ilije

*Restaurants:* Imidž – T; Diana; Kod Murata; Leyla Restoran; Azzuro; Point 01; Čevabdžinica; Vatra; Doner Kebab „Damsy“; Pizza Vagabundo; Fast Food Tradicije; Restorant Fontana; Restoran Zambak; Priča

*Supermarkets:* Gradska tržnica – City market; Konzum; Bingo; Mercator (3); Amko (2); Best; Yumm doo Ilijaš;  
*Café bars:* Nur café; Mistik; Antalija; Tranzit kafe; Café Forin; Café bar Špilja; Incafe Pointtt; Exodius; Caffè slastičarna Tamar

*International NGO:* Red Cross Ilijaš; Humanitarian organization Merhamet

*NGOs:* RVI Udruženje/ War veterans association; Association “Budi mi drug” PWD organization (from MZ newsletter); Association “Dobitnici najvećih ratnih priznanja općine Ilijaš” (receivers of the highest war acknowledgments in municipality Ilijaš) ; - Association “Logoraši Ilijaša” (people who were in concentration camps) ; - Association “Porodice šehida i poginulih boraca ” (families of fallen soldiers) ; - “JOB unija veterana” (war veterans) Association of women “Zlatne ruke” (source Telemach)

Municipality Ilijaš has Youth Council (Savjetodavni odbor mladih), with 12 members since August 2013.

*Youth organizations in Ilijaš (according to municipality website):* 1. JEDINSTVENA ORGANIZACIJA MLADIH “VETO” ; 2. “LO’FOR”; 3. “CARPE DIEM - ISKORISTI DAN”

*Other association:* Udruženje porodica Nestalih Općine Ilijaš / Association of families of missing persons  
*Culture associations (source: Municipal Strategy):* Bošnjačka zajednica kulture Preporod - Općinsko društvo Ilijaš ; KUD Ilijaš; Udruženje za unaprijeđenje i razvoj kulturne baštine “Zlatne ruke” Ilijaš ; Udruženje žena “Ruža” Srednje; Udruženje žena “San” Ljubina; Hrvatsko kulturno društvo Napredak

*Professional associations:* members of CS doctor chambers: Currently there are 13 doctors (8 female and 5 males) that have address where they live in Ilijaš

## Civic engagement formal and voluntary

### Number of registered voters

Local elections 2016: 20597 registered, 11,639 voted (source: FZS)

Local elections 2012: 18671 registered; 10199 voted;

Local elections 2008: 15,500 registered 8004 voted for mayor and 7659 voted for parties (source: CIK)

Political party: registered membership? **Not available**; membership numbers; **Not available**

### Number of voting age population

Total: 20597

Upto 30 years old: 3674

Above 30 years old: 16923

## Public transportation

- **Route one:** Sarajevo, Rajlovac, Reljevo, Podlugovi, Lješevo, Čekrekčije, Visoko
- **Route two:** Sarajevo, Topola, Vogošća, Jošanica, Semizovac, Donja Vogošća, Malešići, Ilijaš, Podlugovi, Ina, Vrbovik, Potkraj, Mahala, Breza
- **Route three:** Sarajevo, Rajlovac, Reljevo, Podlugovi, Lješevo, Čekrekčije, Visoko, Buzići
- **Route four:** Sarajevo, Vogošća, Jošanica, Semizovac, Donja Vogošća, Malešići, Ilijaš, Podlugovi, Ljubnići, Lješevo, Donja Vratnica, Čekrekčije, Visoko, Topuzovo Polje, Muhašinovići, Zimča, Gornje Moštre, Buzić Mahala, Dobrinje, Papratnica, TE, Čatći, Kakanj
- **Route five:** Sarajevo, Vogošća, Malešići, Ilijaš, Podlugovi, Ina, Vrbovik, Potkraj, Mahala, Breza, Vrankamen, Dabravine, Hodžići, Paljov han, Vareš
- **Route:** Sarajevo - Ilijaš - Lješevo

## Appendix

### Ilijaš settlements

Balbegovići, Banjer, Bokšići, Buljetovina, Čemernica, Četojevići, Donja Bioča, Donja Misoča, Donje Selo, Donji Čevljanovići, Dragoradi, Draževići, Duboki Potok, Duševine, Gajevi, Gajine, Gojanovići, Gornja Bioča, Gornja Misoča, Gornji Čevljanovići, Hadžići, Han Karaula, Han Šići, Homar, Ilijaš, Ivančići, Kadarići, Kamenica, Karaula, Korita, Košare, Kožlje, Krčevine, Krivajevići, Kunosići, Lađevići, Lipnik, Luka, Luka kod Stublina, Lješevo, Ljubina, Ljubnići, Malešići, Medojevići, Moševići, Mrakovo, Nišići, Odžak, Ozren, Podlipnik, Podlugovi, Popovići, Rakova Noga, Ribarići, Rudnik Čevljanovići, Solakovići, Sovrle, Srednje, Stomorine, Stubline, Sudići, Šabanci, Šljeme, Taračin Do, Velika Njiva, Vidotina, Vilić, Visojevica, Višnjica, Vladojevići, Vlaškovo, Vrutci, Vukasovići, Zakutnica and Zlotege.

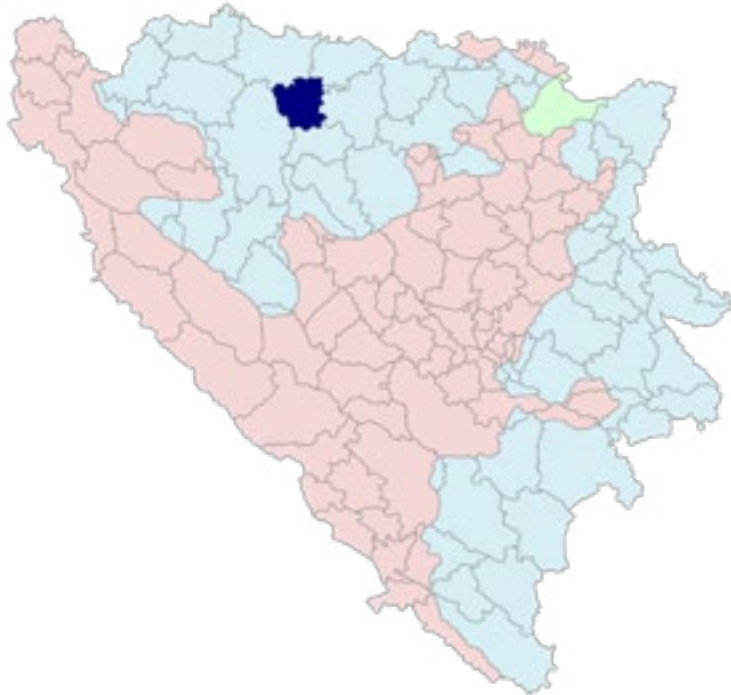
### Population data<sup>40</sup>

	Total	Bosniak	Croat	Serb	Not declared	Others	Unknown
Ilijaš	19,603	18,151	382	421	101	528	20
Bioča	292	278	0	1	0	12	1
Donji čevljanovići	245	222	2	12	1	8	0
Dragoradi	313	302	0	2	1	2	6
Gajevi	502	500	1	0	0	1	0
Ilijaš i	3,472	3,001	170	74	34	189	4
Kadarići	481	465	0	5	0	11	0
Kamenica	738	731	0	0	3	2	2
Lješevo	1,280	1,257	9	3	1	10	0
Ljubina	264	178	76	4	2	4	0
Ljubnići	822	812	2	4	3	1	0
Malešići	827	679	0	86	6	55	1
Misoča	806	800	0	2	0	4	0
Mrakovo	2,925	2,835	22	28	6	30	4
Nišići	232	157	1	68	3	3	0
Podlipnik	115	112	0	3	0	0	0
Podlugovi	2,552	2,358	34	50	24	85	1
Srednje	595	505	40	33	8	9	0
Stari ilijaš	3,142	2,959	25	46	9	102	1

## Appendix 3D: Laktaši Community Profile

### 2020 National Human Development Report: Social Inclusion in BiH Municipality Laktaši

<http://opstina-laktasi.com/>



Contents	
Geography .....	70
Administrative offices .....	71
Population .....	71
Education .....	72
Health .....	75
Labor Market .....	75
Housing.....	76
Social Welfare Centers .....	76
Public service providers .....	77
Places serving the public .....	78
Civic engagement formal and voluntary.....	81
Public transportation .....	81
Appendix.....	83

### Geography

Laktaši is a municipality situated in the northwest part of Republika Srpska and Bosnia and Herzegovina. The municipality borders **Čelinac** municipality in the south, Prnjavor in the east, Srbac in the northeast, Gradiška in the north and Banja Luka town in the west and south. Laktaši is an important transport spot, given the

highway passing through the Laktaši municipality, linking Banja Luka with the Zagreb-Belgrade highway, the Klačnice-Prnjavor road and Klačnice-Srbac road. Banja Luka international airport is also located in the municipality. Laktaši is linked to the Lijeveće field with a large area of fertile Panonnian lowland. The municipality is an entrepreneurial centre with a high number of enterprises (527 businesses, 15,18 businesses per 1000 inhabitants). The area of Laktaši is 388 km<sup>2</sup>. The population of the Laktaši municipality is estimated at 34.720<sup>41</sup>. The population density is 88,09 inhabitants per km<sup>2</sup>. Laktaši is classified as developed municipality of Republika Srpska.

Municipality of Laktaši has 37 settlements that are organized in 11 communities.

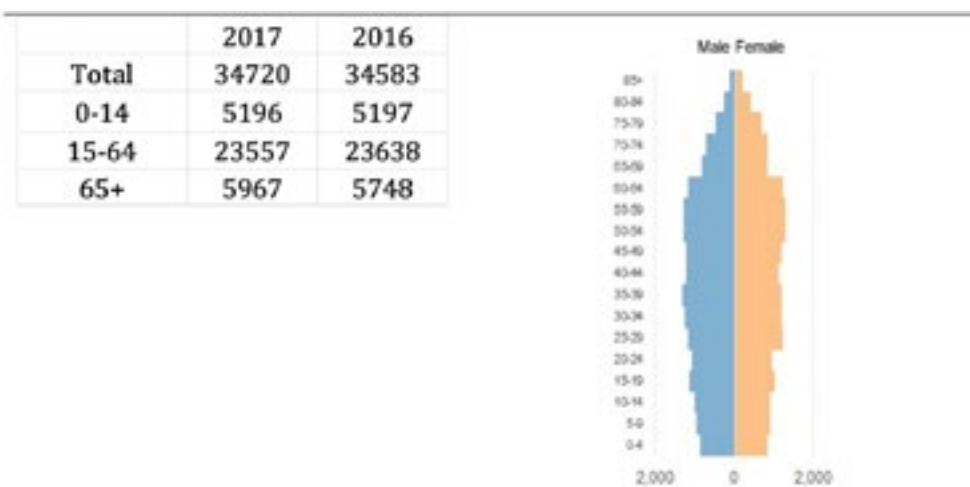
### Administrative offices

- Municipality - 1 (with 3 area offices: Aleksandrovac, Slatina, Trn)
- Post offices - 5
- Court- 1 (Osnovni sud Banja Luka, Kancelarija Laktaši/Banja Luka Basic Court, Laktaši Office)
- Fire brigade – 1 (Voluntary fire brigade Laktaši) (by the end of 2019 there will be another fire brigade in Trn)
- Employment bureau - 1
- Electricity distribution - 1
- Bus station
- Community heating – no public office/service (central heating in place in specific public buildings)
- Public utility services – Water and sanitation (Utility Company “Budućnost“)
- Public utility services – Waste disposal (Utility Company “Komunalac“)
- Pension insurance office
- Cultural hall
- Sport hall – 2 (Laktaši and Aleksandrovac)
- Radio stations – 1 (Aleksandrovac)
- Police stations – 2 (Laktaši and Trn)
- Civil Protection – no public office, covered by the Municipality administration (with participation of other public and other institutions/organisations).

### Population

The population of Laktaši according to Census in 2013 is 34,210 (51% women and 49% men).<sup>42</sup>

Population in Laktaši, by age, estimate<sup>43</sup>



<sup>41</sup> RS Statistics Institute estimation for 2017. According to the RS Statistics Institute Census 2013 data number of inhabitants of the Laktaši municipality is 34.210 inhabitants.

<sup>42</sup> Source: RS Statistics Institute data, differs slightly from the official BiH Agency for Statistics Census data which is 34,966

<sup>43</sup> Source: RS Statistics Institute

#### Population by Ethnicity/National Affiliation and sex

	Total	M	F
Total	34210	16905	17305
Bosniak	104	47	57
Croat	500	175	325
Serb	32761	16275	16486
Others	562	285	277
Not declaring	237	103	134
Unknown	46	20	26

	Livebirths	Deaths	Natural increase
2017	373	335	38
2016	315	377	-62

Natality rate for 2017 (calculated based on the above): 10,74

Mortality rate for 2017 (calculated based on the above): 9,65

#### People with disabilities and causes of the disability, by gender<sup>44</sup>

**13. OSOBE SA POTEŠKOĆAMA PREMA VRSTI POTEŠKOĆE I POLU, GRADOM/OPŠTINE**

Teritorija	Pol	UKUPNO	Ukupno sa poteškoćama	Vid, iako nosi naočare	Sluh, iako koristi slušni aparat	Hod ili penjanje uz stepenice	Pamćenje ili koncentracija	Odljevanje i održavanje lične higijene	Komunikacija (sporazumjevanje sa drugima)	Sa više poteškoća
Laktaši	U	34210	2445	1042	610	1426	410	324	283	887
	M	16905	1196	460	322	650	204	162	148	413
	Ž	17305	1249	582	288	776	206	162	135	474

**13. PERSONS WITH DISABILITIES BY TYPE OF DISABILITY AND SEX, CITIES/MUNICIPALITIES**

Territory	Sex	TOTAL	Total with disabilities	Seeing, although wearing eyeglasses	Hearing, although using hearing device	Walking or climbing up the stairs	Remembering or concentration	Self-care	Communication (understanding others)	With multiple disabilities
Laktaši	T	34210	2445	1042	610	1426	410	324	283	887
	M	16905	1196	460	322	650	204	162	148	413
	F	17305	1249	582	288	776	206	162	135	474

**Roma<sup>45</sup>:** 4 Roma

Available individual MZ applications: Aleksandrovac – 9, Klačnice – 11, Laktaši – 12, Trn – 25.

Municipal application: 600 Roma living on the territory of Laktaši municipality.<sup>46</sup>

#### Education

- Education levels (distribution) <sup>47</sup>

44 Source: Census 2013 data, RS Statistics Institute

45 Source: 2013 Census data, BiH Agency for Statistics

46 Source: MZ Project Municipal and MZ applications

47 Source: Census 2013 data, RS Statistics Institute

10. POPULATION AGED 15 AND OVER BY HIGHEST LEVEL COMPLETED EDUCATION AND SEX, BY CITIES/MUNICIPALITIES									
Territory	Sex	TOTAL	No education	Incomplete primary education	Primary school	Secondary school	Post-secondary school specialisation	High school and first grade of	Higher school/faculty/academy/university
10. STANOVNIŠTVO STARO 15 I VIŠE GODINA, PREMA NAJVIŠOJ ZAVRŠENOJ ŠKOLI I POLU, GRADU I OPŠTINI									
Teritorija	Pol	UKUPNO	Bez ikakvog obrazovanja	Nepotpuno osnovno obrazovanje	Osnovna škola	Srednja škola	Specijalizacija poslije srednje škole	Viša škola i prvi stepen fakulteta	Visoka škola /fakultet/ akademija/ univerzitet
Laktaši	U	28847	1363	2504	6602	15658	169	822	1729
	M	14165	229	946	3078	8480	141	462	829
	Ž	14682	1134	1558	3524	7178	28	360	900

#### 2018/2019 school year<sup>48</sup>

- 336 enrolled in *preschool institutions* (2 public and 1 private institution) (male -178, female – 158)<sup>49</sup>
- 53 employed in preschool institutions (50 female)
- 102 children (51 female) attended preparatory programme for school.
- There are also alternative programmes for preschool children conducted by the association Centre for children, youth and family in Laktaši, as well as in Slatina, Maglajani and Alesandrovac.
- 3325 enrolled pupils in primary education (1610 female)
- 47 enrolled pupils with special needs in primary education (17 female)
- 236 teachers in primary education (178 female)
- No data on enrolled students in secondary school as statistics are not maintained by place of residence but residence of school and Laktaši students attend secondary education in Banja Luka or to a smaller extent in Gradiška or other schools.
- In 2017/2018 school year there were 856 (319 male, 537 female) university students with residence in Laktaši. And 32 postgraduate and doctoral (2) students (13 male, 19 female)<sup>50</sup>. There were 166 students enrolled in higher education institution (private) in Laktaši.

#### Schools<sup>51</sup> –

- 2 public preschools - kinder gardens (Public Institution “Preschool Upbringing and Education Center”/Javna ustanova „Centar za predškolsko vaspitanje i obrazovanje“, Laktaši, which includes two kindergartens: “Princeza Katarina Karađorđević” in Laktaši and the kindergarten “Zvezdica” in Glam-očani.)
- There are also *private kindergartens* as well as an alternative programme within the Association of Citizens “Center for children, youth and family”, Laktaši, taking place in Laktaši and in rural parts of the municipality of Slatina, Maglajani and Aleksandrovac.
- 3 private kindergartens – one in Jakupovci and two in Trn (Klub za djecu “Radost” Jakupovci, Vrtić “Happy planet” Trn, Klub za djecu “Miki Maus” Trn) (according to official RS Statistics 1 private kindergarten in 2018/2019)

48 Source: RS Statistics Institute

49 Municipality information reports on 3 private kindergartens

50 Enrolled on master of science, master and specialist studies and doctoral candidates

51 Source: RS Statistics Institute, Laktaši Municipality web site, Primary school web site

- 9 primary schools<sup>52</sup> (4 central primary schools in Laktaši, Slatina, Trn and Aleksandrovac and 5 regional schools):
  - Primary school Laktaši – regional schools Kriškovci and Klašnice,
  - Primary school Slatina – regional schools Drugovići and Boškovići,
  - Primary school Trn – regional school Glamočani.
 (According to the official RS Statistics 9 primary schools, out of which 2 of five grades and 7 of nine grades)
- 0 special primary schools
- 1 primary music regional school/classroom (područno odjeljenje niže Muzičke škole “Vlado Milošević“ Banja Luka)
- No secondary school (students attend secondary schools in Banja Luka, and to a smaller extent in Gradiška or other schools)
- 1 Centre for education of adults
- 1 Higher education institution (private) (Visoka škola za informacione tehnologije, ekonomiju i preduzetništvo, Trn – Laktaši)

#### School drop-out rate –

- Pupils of regular primary schools who discontinued schooling in the period 1 September 2017 – 31 August 2018 (Republika Srpska level statistics)

Discontinued schooling - Total for RS: 50 (22 female)

Discontinued schooling due to poor results at school - Total for RS: 4 (1 female)

Discontinued schooling due to social reasons - Total for RS: 8 (4 female)

Discontinued schooling due to economic reasons - Total for RS: 4 (0 female)

Discontinued schooling due to personal reasons - Total for RS: 34 (17 female)

- Secondary school pupils who discontinued schooling in the period between 26 September 2017 and 25 September 2018 (Republika Srpska level statistics)

Discontinued schooling - Total for RS: 289 (105 female)

Discontinued schooling due to poor results at school - Total for RS: 136 (24 female)

Discontinued schooling due to social reasons - Total for RS: 11 (5 female)

Discontinued schooling due to economic reasons - Total for RS: 8 (4 female)

Discontinued schooling due to personal reasons - Total for RS: 134 (72 female)

		Poor results at school	Social reasons	Economic reasons	Personal reasons	Total
<b>Primary School</b>	T	4	8	4	34	50
	M	3	4	4	17	28
	F	1	4	0	17	22
<b>Secondary School</b>	T	136	11	8	134	289
	M	112	6	4	62	184

<sup>52</sup> RS Statistics Institute data. Statistics reports on 9 schools as they count regional schools also, along with central schools. Municipality reports talk about 4 schools with 5 regional schools.

	F	24	5	4	72	105
--	---	----	---	---	----	-----

*Technical or other post-secondary training facilities and enrolments –*

Provided through the local Employment bureau and its programmes, with support of the Municipality.

There is Centre for Education of adults.

## Health

There is a health centre (*JZU Dom zdravlja “Dr Mladen Stojanović“ Laktaši/Public Health Institution-Community Health Centre*). In addition to primary care it also provides specialist services of secondary health care (brings in specialists)<sup>53</sup>.

Health centre has also regional *field ambulances*:

- Terenska ambulanta Trn (Regional ambulance Trn)
- Terenska ambulanta Kriškovci (Regional ambulance Kriškovci) (covers Kriškovci, Šeškovci, Papažani and Milosavci)
- Terenska ambulanta Slatina (Regional ambulance Slatina)
- Terenska ambulanta Aleksandrovac (Regional ambulance Aleksandrovac)

In addition there are:

- *Laktaši Dialysis Center* (public – private partnership)
  - The center is equipped with top haemodialysis equipment and water treatment system and has 18 haemodialysis machines. Using the total capacity it can provide services for 160 patients and annually performs over 15,000 treatments.
- *Center for Physical Therapy in Trn (Centar za fizikalnu rehabilitaciju (CBR) Trn)*.
- *Department of Physical Medicine and Rehabilitation “Dr. Miroslav Zotović-Section V” in Slatina*

There are *two spas* in the municipality that also serve as medical facility.

There is one private clinic. In addition there are several private dental practices. There are also several pharmacies.

Report on the implementation of the Municipality Development Strategy for 2017: 88,23% of population were covered by health insurance in 2017.

According to the Municipality Development Strategy (Revised) (2019), in 2017 there were 152 employees in health services in the municipality in total, 38 doctors, 4 dentists, 75 medical technicians, and 35 other staff. Capacities are assessed as sufficient.

## Labor Market

### Employed<sup>54</sup>

Employed 9,843 (in 2018), out of which 3698 are women.

Net wage (in 2018) 727 KM.

### Unemployed<sup>55</sup>

- Jan 2019 - 1,103 (women 666)

- July 2019 – 986 (women 609)

Unemployed according to the level of education, January 2019

	Total	NKV (un-skilled)	PK/NSS (semi-skilled/primary school)	KV (skilled)	SSS (secondary school)	VKV (highly skilled)	VŠS (two-year college)	VSS (university qualification)
M	437	52	8	214	106	7	4	46

F	666	66	7	155	243	1	3	191
Total	1103	118	15	369	349	8	7	237

**Pensioners: According to Census 2013 data: 5287 pensioners.** Municipal Development Strategy (2019) reports on almost 2 employed to 1 pensioner<sup>56</sup>.

## Housing<sup>57</sup>

Laktaši – total number of occupied dwellings: 11248

Water supply		Sewage Disposal System		Electricity		Natural Gas		Central Heating	
<i>community system</i>	6698	<i>public</i>	1373	<i>yes</i>	11145	<i>yes</i>	29	<i>yes</i>	2596
<i>rural/local</i>	1099	<i>closed septic tank</i>	5450	<i>not connected</i>	52	<i>not connected</i>	17	<i>not connected</i>	168
<i>own pump</i>	2822	<i>closed septic tank with overflow</i>	2829	<i>no installation</i>	51	<i>no installation</i>	11202	<i>no installation</i>	8484
<i>not functioning</i>	102	<i>other arrangements</i>	885						
<i>no installation</i>	527	<i>no installation</i>	711						
<i>Dwellings without all installations</i>			29						

## Social Welfare Centers

Total number of beneficiaries of the CSW in 2017 was 3.275.<sup>58</sup> According to data of the CSW, among minors, the most beneficiaries include children with mental and physical disability (122), and among adults persons with mental and physical disability and persons with invalidity (569). Number of single elderly households has been increasing, number of cases of disturbed family relations has also been increasing (85 cases in 2018), juvenile delinquency needs attention too (19 cases in 2017), and particular attention needs to be given to prevention and suppression of family violence that has also been increasing (number of cases in 2018 is 63).

Types of assistance paid through the Public Institution “Center for Social Work” and the number of beneficiaries

Vrsta pomoći/ Type of assistance	Broj korisnika/ Number of beneficiaries				
	2013	2014	2015	2016	2017
Stalna novčana pomoć/ Permanent financial assistance	215	234	240	239	228
Novčana naknada za pomoć i njegu druge osobe/ Financial compensation for the assistance and care of another person	559	570	607	647	663

Druga materijalna pomoć/ Other material assistance	173	156	437	261	249
Osposobljavanje za život i rad/ Training for life and work	17	13	11	18	17
Smještaj u drugu porodicu/ Placement in another family	15	36	8	7	12
Smještaj u ustanove socijalne zaštite/ Placement in social welfare institutions	54	66	42	46	35
Jednokratne novčane pomoći/ One-off financial assistance	432	355	418	266	256
Zdravstveno osiguranje/ Health insurance	181	224	234	250	251
Usluge socijalnog rada i drugog stručnog rada/ Services of social work and other professional work	0	390	325	234	410
Kućna njega i pomoć u kući/ Home care and assistance	6	5	2	1	3
Dječiji dodatak/ Child allowance	1.232	1.157	1.109	1.076	862
Naknada umjesto plate roditelju koji je u radnom odnosu/ Compensation instead of salary for parent who is employed	149	146	113	127	112
Naknada umjesto plate roditelju koji nije u radnom odnosu/ Compensation instead of salary for unemployed parent	188	165	175	176	177
<b>Ukupno/Total</b>	<b>3.221</b>	<b>3.517</b>	<b>3.721</b>	<b>3.348</b>	<b>3.275</b>

Source: PI "Center for social work" Laktaši

## Public service providers

- *Centers for Social Work*: 1 CSW (JU Centar za socijalni rad Laktaši)
- Foster care centre for children
- *Public libraries*

1 library (National Library/Narodna biblioteka "Veselin Masleša")

1 radio station

No TV station.

- *Culture centre/Public Institution "Center for Culture and Education"* (Javna ustanova: „Centar za kulturu i obrazovanje“), containing art gallery facility, cinema facility (in 2017 no screenings took place (RS Statistics)), computer and language teaching classrooms. (various cultural programmes take place here – art exhibitions and colonies, concerts, theatre performances, drama amateur group, festivals and other cultural events; recurrent cultural events include: the art colony "Lasta", comics fair "Salon stripa", the International Festival of Amateur Theatre; also educational events take place in the Centre such as foreign language courses, computer literacy courses)
- *18 Community Centres/Hubs (Društveni centar/dom)* – Veliko Blaško, Jaružani, Milosavci, Petoševci, Čardačani, Šeškovci, Glamočani, Mahovljani, Jablan, Maglajani, Mrčevci, Kosjerovo, Papažani,

Šušnjari, Boškovići, Ljubatovci, Drugovići, Kriškovci.

- *Cultural associations/clubs include:* The Serbian Education and Cultural Society "Prosvjeta" (Srpsko prosvjetno – kulturno društvo "Prosvjeta"), Cultural Art Association "Slavko Mandić" (Kulturno umjetničko društvo "Slavko Mandić") - Laktaši (400 members) and Cultural Art Association "Đerdan" (Kulturno umjetničko društvo "Đerdan") from Trn.

*Cultural events include:* the festival of Ukrainian cultural and artistic creativity in village Devetina, presentation of Slovenian culture and tradition in Slatina, Laktaši summer/ "Laktaško ljeto", "Laktaši etno" fair, Laktaši Winter.

There are *two spa facilities*, in Laktaši and in Slatina, that serve for medicinal but also recreational purposes (Terme Laktaši and Banja Slatina).

*Historical sites:* The archaeological locality of the "Roman Thermae" (Arheološki lokalitet „Rimske terme“), The early Byzantine town "Balkis" village Gornji Bakinci, Church from 10<sup>th</sup> century, Heritage site Devetini of ancient stone balls.

## Places serving the public<sup>59</sup>

### Recreation

When it comes to sports, the main facility of the sports infrastructure is **the sports hall (Public Institution Sport Hall)**. (Meets also criteria for the highest ranking competitions.)

There are also the following **sports facilities**: Sports hall in Aleksandrovac, gymnastics hall in primary schools (Laktaši, Trn, Slatina, Kriškovci and Boškovići), Judo hall in Laktaši, 6 football stadiums with tribunes (in Laktaši, Milosavci, Trn, Aleksandrovac, Glamočani and Maglajani), football stadiums without tribunes (in Kosjetrovo and Mrčevci), open fields (3 for basketball, 2 in elementary school in Trn, fields in Aleksandrovac and Slatina, Mahovljani field with one basket, field in Kriškovci, multipurpose fields in Petoševci, Jablan, Kriškovci, Slatina, Laktaši, Bakinci, Šušnjari and Trn, a beach volleyball field in Slatina), indoor and outdoor swimming pools in Laktaši not used for sports purposes, indoor sports and recreation centers in Klačnice and Aleksandrovac (balloon – grass field for indoor football). (source Municipality webpage)

Source MZ ID Card: Multipurpose outdoor sports field Čardačani, multipurpose school playground by the regional school Klačnice (Jakupovci).

**The Association of Sportsmen/persons of Laktaši municipality** brings together **36 sport teams**, with more than 2,500 regular sportsmen/persons (include younger population, women and sports for the disabled).

**Sports events** in the Laktaši municipality include: Competition of primary schools in basketball, volleyball, handball and football, May's Cross, Cycling, Regatta, Street Basketball in Laktaši and Aleksandrovac, Jeep Rally, Martial Arts, Small Olympics, Worker's Sports Games and Sportsmen contest.

*Recreational site/picnic area "Balkis"* – lake, outdoor swimming pool, children's playground, sports fields, restaurant, accommodation, etc.

There is also a *sports airport*.

*PWD access to education facilities:* No specific information found.

Children with special needs are included in primary education in regular school.

Centre for children, youth and family conducts alternative programmes for children with special needs.

There is one sports association/club of persons with disability (valley ball club).

*Public retirement or nursing homes:* Oaza mira, Nursing home, Trn-Laktaši (private).

*Mosques:* Mosque Mahovljani

*Churches:* Crkva brvnara Malo blaško - The log church in Malo Blaško; Hram Pokrova Presvete Bogorodice;

59 Source: Municipality web site, Development Strategy

Italijanska crkva sv. Franje; Ukrajinska katolička crkva, Devetina; Temple of Holy Prophet Elijah (Crkva Svetog proroka Ilije); Grčko-katolička crkva Uspenija Presvete Bogorodice; Srpska pravoslavna crkva Svetih cara Konstantina i carice Jelene, Crkva Mrčevci; Rimokatolička župa Sv. Ivan Krstitelj; Hram Svetog Vasilija Ostroškog Čudotvorca; Temple of Dormition of the Most Holy Mother of God (Hram Uspenja Presvete Bogorodice); Hram Vaskrsenja Hristovog; Hram Svete Trojice; Crkva Sv. Josipa; Hram Rođenja Presvete Bogorodice, Glamočani; Hram Rođenja Presvete Bogorodice, Malo Blaško; Hram Svetih Apostola Petra i Pavla; Grkokatolička crkva Jablan; [Ukrajinska crkva](#).

According to Municipality Development Strategy, in the municipality in 2017 there were 159 shops and 138 cafes/restaurants.

### **Civic and public service organizations**

There are 97 associations/CSOs registered in the municipality of Laktaši. Most of them are sports associations and clubs. Others are active in culture, education, environmental protection, humanitarian work, agriculture, in relation to veterans, children, youth, women, elderly, persons with disabilities, etc. The Municipality supports associations and non-governmental sector and their activities and projects, including through funding. There is a Memorandum of understanding and cooperation signed between the Municipality and non-governmental organisations.

The Association of Sportsmen/persons of Laktaši municipality brings together 36 sport teams, with more than 2,500 regular sportsmen/persons (include younger population, women and sports for persons with disability). There are 39 active sport clubs, one of which is professional (basket ball club).

Within the Centre for children, youth and family there is Local voluntary service that promotes and supports development of voluntarism. Municipality has a Youth policy strategy.

There are cultural associations with substantial membership.

### **Sports associations/clubs** (Source: Municipality web site):

- UDRUŽENJE SPORTISTA OPŠTINE LAKTAŠI – umbrella association of sports persons of Laktaši municipality
- KK IGOKEA ALEKSANDROVAC – basketball club (national league)
- ŽKK IGOKEA ALEKSANDROVAC – female basketball club
- KOŠARKAŠKI KLUB LAKTAŠI - basketball club
- ŠKOLA KOŠARKE - basketball school
- ŽENSKI RUKOMENTNI KLUB “LAKTAŠI“ LAKTAŠI – handball club
- OMLADINSKI RUKOMENTNI KLUB “LAKTAŠI“ - youth handball club
- PLIVAČKI KLUB “DELFIN“ LAKTAŠI – swimming club
- RONILAČKI KLUB “GNJURAC“ LAKTAŠI – diving club
- BICIKLISTIČKI KLUB LAKTAŠI – bicycling club
- DŽUDO KLUB “LAKTAŠI“ – judo club
- DŽUDO KLUB POLICAJAC LAKTAŠI- judo club
- SPORTSKI DŽUDO KLUB “VANJA MANDIĆ“ LAKTAŠI - judo club
- ODBOJKAŠKI KLUB LAKTAŠI – valley ball club
- ODBOJKAŠKI KLUB “SLATEKS“ SLATINA - valley ball club
- ODBOJKAŠKI KLUB INVALIDA “LAKTAŠI“ LAKTAŠI - valley ball club of persons with disability
- OPŠTINSKI FUDBALSKI SAVEZ LAKTAŠI – municipal football association

- FK "LAKTAŠI" LAKTAŠI – football club
- FK "ŽUPA" MILOSAVCI – football club
- FK "SLOGA" TRN - football club
- FK "POTKOZARJE" ALEKSANDROVAC - football club
- FK "MLADOST" GLAMOČANI - football club
- FK "MILAN" KOSJEROVO - football club
- FK "BORAC" MAGLAJANI - football club
- PEK "KOZARA" LAKTAŠI
- LOVAČKO DRUŠTVO "KOZARA" LAKTAŠI – hunters association
- AUTO- KLUB RETRO LAKTAŠI – auto club
- MOTO KLUB "ŠKORPION" LAKTAŠI – moto club
- SGU "SALTO" LAKTAŠI
- SPORTSKO ROBOLOVNO DRUŠTVO "VRBAS" LAKTAŠI – fishing association
- TAEKWON-DO KLUB "BOBIĆ" LAKTAŠI – taekwondo club
- KK "NIPPON" ALEKSANDROVAC – basket ball club
- KBK "VUK" LAKTAŠI
- KIK BOKS KLUB "KRUNA" – kick box club
- OFK "LAKTAŠI" - football club
- SPORTSKA ORGANIZACIJA "AJAKS" – sports organisation
- FK "TAMARIS" MRČEVCI – football club

Associations youth (Source: Municipality web site):

- CENTAR ZA DJECU, MLADE I PORODICU, LAKTAŠI – Centre for children, youth and family
- PODRUŽNICE: OMLADINSKI CENTAR LAKTAŠI, OMLADINSKI CENTAR MAGLAJANI – branches, youth centres
- CENTAR ZA RAZVOJ OMLADINSKE POLITIKE (CeROP) – youth policy development centre
- UG POZORIŠTE IGRALIŠTE RADILIŠTE – association of citizens, theatre

Associations - culture (Source: Municipality web site):

- KUD "SLAVKO MANDIĆ"
- KUD "ĐERDAN" TRN
- SPKD "PROSVJETA"

Associations – environment protection (Source: Municipality web site):

- EKOLOŠKO DRUŠTVO "KANARINAC" LAKTAŠI
- EKOLOŠKO DRUŠTVO "SLATINA"

Women NGO (source: MZ focal points info):

Women CSO „Osmijeh žene“

**Municipal Organization Red Cross Laktaši**

## Civic engagement formal and voluntary

### Number or registered voters

Local elections 2016: 32.197 registered, 19.447 voting ballots (source: Central Election Commission - CIK)

Local elections 2012: 30.505 registered; 16.900 voted (55,40%) (source: CIK)

Local elections 2008: 27.464 registered, 13.830 voted (50,40%) (source: CIK)

General elections 2018: 32.312 registered, 20.444 voting ballots (source: CIK)

### Number of voting age population

Source: CIK, numbers include only voters who on the day of 2016 elections had 18+ years:

Total registered voters: 32.197 (latest local elections 2016)

Up to the age of 30: 5.647

From the age of 30: 26.550

## Public transportation

The municipality area intercepts important roads: Banja Luka-Gradiška-Okučani highway (highway Belgrade-Zagreb), Banja Luka-Doboj highway, and roads: Klačnice-Prnjavor and Laktaši-Srbac, while the international airport of Banja Luka is only three kilometers away from the municipal centre (located in Mahovljani). There are no railway transport routes.

Transportation infrastructure: 196,3 km of local roads, 300 km of not categorised roads and 41,2 km of streets/street roads. Around 60% of roads and streets in the municipality are asphalt ones. (source Municipality Development Strategy)

Public transport is provided **from Banja Luka town as public transportation to suburban areas (Autoprevoz Banja Luka** company, acionarsko društvo – runs most of the lines) and by private companies (**Pavlović-Tours and Bočac Tours**), as well as within **public transportation of Gradiška and Srbac municipalities** to Banja Luka (provided by private companies - **Pavlović-Tours**). **Gold Trans** company is organizing transport for children from primary school in Aleksandrovac and Laktaši. There is also taxi and people use their own private cars. Around 90% of inhabitants using public transportation services travels to Banja Luka, mostly secondary school students and workers/employed persons.

*Routes:*

Overview of routes and stops by *Autoprevoz Banja Luka* (names of stops only) available at: [http://www.neo-bas.org/ap1/images/saobracaj\\_pdf/kopletan\\_prigrad\\_i\\_podrucne\\_malta.PDF](http://www.neo-bas.org/ap1/images/saobracaj_pdf/kopletan_prigrad_i_podrucne_malta.PDF).

- *Line no. 2/Linija broj 2: TRN – BANJA LUKA Centar (Pošta, Stara autobuska stanica) – TRN*

**Stops** (those in the territory of Laktaši municipality given in bold and underlined): **Trn Dom, Trn gostiona, Trn škola**, Radman zadruga, Begići, Građa, Zalužani, Novakovića put, Autoservis Derviši, Stočar, Motel Internacional, Kasarna Kozara, Lazarevo raskršće, Poljoprivredna škola, Lesnina, Pošta, Stara autobuska stanica

- *Line/Linija: TRN DOM - Klačnice – GAJIĆI*
- *Line no. 29: Linija broj 29: BANJA LUKA (Malta) - Priječani- VELIKO BLAŠKO*

**Stops:** Malta (Banja Luka), Pozorište, PFM (on departure), Lesnina, Poljoprivredna škola, Lazarevo raskršće, TAS, Inženjering, Ortopedija, Matijevići, Pletikose, Priječani zadruga, Ljevani, Čosići, **Trn most, Galići, Babići, Šušnjari škola, Šušnjari trgovina, Vukosavljevići, Veliko Blaško, Marići, Gajići, Musići, Malo Blaško**

- *Line no. 30/Linija broj 30: BANJA LUKA (Malta) – RAJČEVCI*

**Stops:** Malta (Banja Luka), Pozorište, PFM (on departure), Lesnina, Poljoprivredna škola, Lazarevo raskršće, Kasarna Kozara, Motel Internacional, Stočar, Autoservis Derviši, Novakovića put, Zalužani, Građa, Begići, Radmani zadruga, **Trn škola, Trn gostiona, Trn Dom, Glamočani I, Glamočani, Klašnice okretnica, Klašnice I, Slatina r., Dragići, Đukići, Čardačani, Boškovići, Bunića put, Pejići, Aleksići, Aleksići II, Gligorići, Rogići, Vitnik, Todorovići, Ljubatovci II, Ljubatovci, Rajčevci**

- *Line no. 2B/Linija broj 2B: BANJA LUKA – BUKOVICA*  
**Stops:** Malta (Banja Luka), Pozorište, PFM (on departure), Lesnina, Poljoprivredna škola, Lazarevo raskršće, Kasarna Kozara, Motel Internacional, Stočar, Autoservis Derviši, Novakovića put, Zalužani, Građa, Begići, Radmani zadruga, **Trn škola, Jablan nadvožnjak, Jablan kanal, Jablan bagremi, Jablan prodavnica, Bukovica škola**
- *Line no. 38/Linija broj 38: BANJA LUKA – CRKVENA*  
**Stops:** Malta (Banja Luka), Pozorište, PFM (on departure), Lesnina, Poljoprivredna škola, Lazarevo raskršće, Kasarna Kozara, Motel Internacional, Stočar, Autoservis Derviši, Novakovića put, Zalužani, Građa, Begići, Radmani zadruga, **Trn škola, Trn gostiona, Trn Dom, Glamočani I, Glamočani, Klašnice okretnica, Klašnice I, Slatina r., Dragići, Đukići, Čardačani, Boškovići, Drugovići r., Drugovići, Bjeloši, Koljani, Hrvačani, Dobrak, Potočani, Kojin Han, Crkvena.**
- *Line/Linija: BANJA LUKA – GRADINA* (includes stop Rajčevac, before Gradina final stop)
- *Pavlović Tours, Banja Luka* ([www.pavlovic-turs.com](http://www.pavlovic-turs.com)) runs the line Banja Luka – Laktaši (no: 15). They also run lines Gradiška - Banja Luka and Srbac – Banja Luka.

*Line 15 (Linija 15): Banja Luka (parkiralište medicinska elektronika) – Trn – Laktaši*

No.	Stajalište/Stop	Međustanično Rastojanje/Distance between stops (km)	Vrijeme putovanja u minutama/Travel time in minutes
1.	Parkiralište med. elektronika	0,0	0
2.	Nova Varoš Kalvan	1,0	1
3.	Crvene zgrade	1,9	4
4.	Lesnina	2,6	6
5.	Nova pijaca	3,2	9
6.	Poljoprivredna škola	3,7	11
7.	Lazarevo r.	4,5	12
8.	Kasarna Kozara	5,3	13
9.	Motel Inter	5,9	14
10.	Stočar	6,4	15
11.	Autoservis	6,7	16
12.	Autoservis D	6,9	18
13.	Novakovića put	7,5	19
14.	Zalužani	8,6	20
15.	Građa	9,1	21
16.	Begići	9,7	22
17.	Radman zadruga	10,3	23
18.	Trn škola	10,8	24
19.	<u>Trn gostiona</u>	11,5	25
20.	<u>Trn dom</u>	12,5	27
21.	<u>Glamočani</u>	14,5	29
22.	<u>Klašnice</u>	16,5	31
23.	<u>Jakupovci</u>	18,5	33
24.	<u>Laktaši</u>	19,5	35

„Bočac Tours“, Banja Luka: Trn – Banja Luka – Trn (-Glamočani) (Source, company website: <http://bocactours>.)

[com/?p=11](#)).

“Gold Trans”: Transport for children from primary school in Aleksandrovac and Laktaši.

## Appendix

### Laktaši settlements

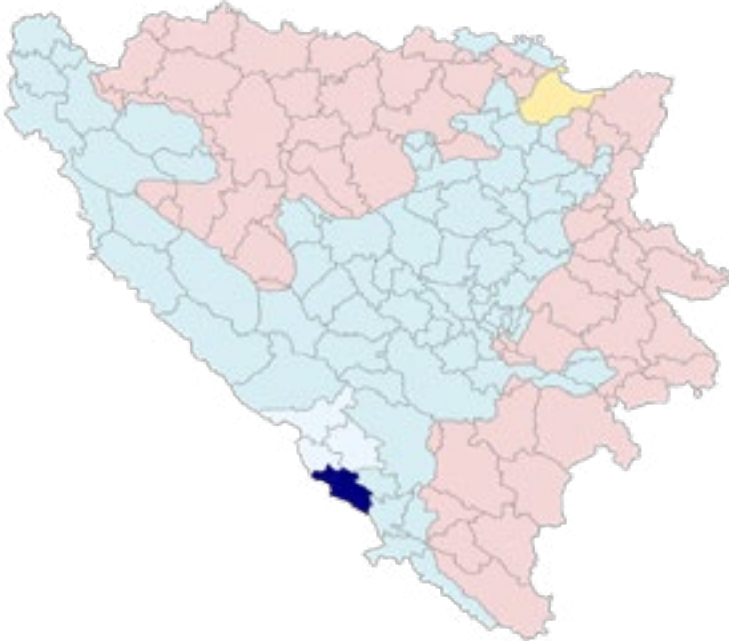
Aleksići, Bakinci, Aleksandrovac, Boškovići, Bukovica, Čardačani, Četojevići, Devetina, Dovići, Drugovići, Glamočani, Jablan, Jakupovci, Jaružani, Kadinjani, Kobatovci, Koljani, Kosjerovo, Kriškovci, Krnete, Laktaši, Ljubatovci, Maglajani, Mahovljani, Malo Blaško, Milosavci, Miloševci, Mrčevci, Papažani, Petoševci, Rajčevci, Riječani, Slatina, Šeškovci, Šušnjari, Trn and Veliko Blaško.

### Organisation of MZs in the area of LGU

1. MZ Aleksići (Aleksići, Boškovići, Ljubatovci, Rajčevci)
2. MZ Aleksandrovac (Aleksandrovac, Bakinci, Kobatovci, Krnete)
3. MZ Čardačani (Dovići, Miloševci, Čardačani )
4. MZ Drugovići (Devetina, Drugovići , Koljanji)
5. MZ Jaružani (Jaružani, Kadinjani, Četojevići)
6. MZ Klašnice (Veliko Blaško, Jakupovci)
7. MZ Kriškovci (Kriškovci, Milosavci, Papažani, Šeškovci)
8. MZ Laktaši (Laktaši, Mahovljani, Petoševci, Riječani)
9. MZ Maglajani (Maglajani, Mrčevci, Kosjerovo)
10. MZ Slatina (Malo Blaško, Slatina)
11. MZ Trn (Bukovica, Glamočani, Jablan, Trn, Šušnjari)

# Appendix 3E: Ljubuški Community Profile

National Human Development Report: Social Inclusion in BiH  
 Municipality Ljubuski  
<https://www.ljubuski.ba/hr/>



- Contents
- Geography .....85
- Administrative Offices .....85
- Population .....85
- Education .....87
- Health .....88
- Labor Market .....88
- Housing .....89
- Social Welfare Centers .....89
- Public Service Providers .....90
- Places serving the public .....91
- Civic engagement – formal and voluntary .....91
- Public transportation .....91
- Appendix .....91t

## Geography

Ljubuški is both a city and a municipality in Bosnia and Herzegovina. It is located on the left bank of the Trebižat river, known for its countless waterfalls, the most famous being Kravica and Koćuša.

Ljubuški is located in the far west of Herzegovina along the border with the Republic of Croatia. Neighbouring municipalities are Čapljina to the south, Čitluk to the east, Grude and Široki Brijeg to the north, and on the Croatian side, Metković and Vrgorac to the west. The city of Ljubuški is located on major roads to Mostar (36 km), Makarska (55 km), Split (120 km), Dubrovnik (130 km) and Sarajevo (170 km).

## Administrative Offices

- Edukacijsko rehabilitacijski centar za djecu, mlade i odrasle
- Starački dom Ljubuški, Bučine
- Dom sv. Josip Radnik
- Elektroprivreda
- Radio Ljubuški
- Kinodvorana Ljubuški/ Cinema
- Municipal court
- Municipality of Ljubuški
- Ljubuški Bus Station
- Kulturno Športski Centar Ljubuški
- Hrvatska pošta d.o.o. Mostar
- Hrvatska knjižnica Ljubuški
- Muzej Humac
- Employment bureo – Trg kralja Tvrtka; Telefon: 039/831-432; e-mail: [ljubuski@szz-zzh.ba](mailto:ljubuski@szz-zzh.ba)
- Centar za socijalni rad/CSW; Zrinsko Frankopanska 51

## Population

The population of Ljubuški is 28,184 according to the 2013 Census.

### Ljubuški population by age

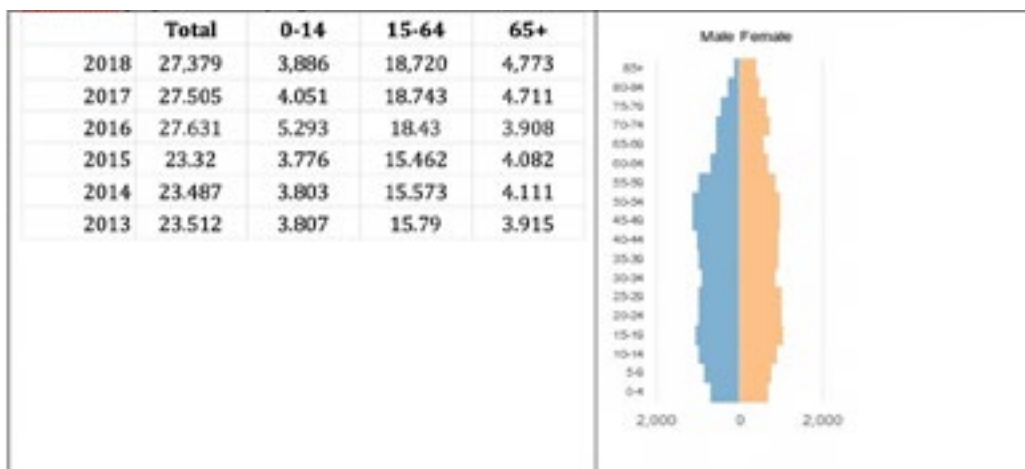


Table below: PWD by gender, causes and type of difficulty

			Causes	Seeing	Hearing	Walking or climbing up the stairs	Remembering or concentration	Self-care	Communication
0	Ukajana/Total	Ukajana/Total	Ukajana/Total	852	424	8,122	227	211	225
0	Ukajana/Total	Ukajana/Total	Ukajana/Total	31	18	10	11	24	31
0	Ukajana/Total	Ukajana/Total	Pimwela giti pambili ukubizwa	8	6	14	7	8	11
0	Ukajana/Total	Ukajana/Total	Imvavisa	100	180	140	117	111	96
0	Ukajana/Total	Ukajana/Total	Pimwela ka nabo ukuya e mabhaya	27	11	94	4	1	1
0	Ukajana/Total	Ukajana/Total	Dakholakha-hemela nantye asidimbi	10	4	40	4	1	2
0	Ukajana/Total	Ukajana/Total	Phawlele naba konsequents of ear	24	15	97	11	14	18
0	Ukajana/Total	Ukajana/Total	Other	81	39	118	40	34	44
0	Ukajana/Total	Ukajana/Total	Ngapamasa ukubizwa	147	41	118	18	14	10
0	Ukajana/Total	Ukajana/Total	Ukajana/Total	194	147	476	117	101	114
0	Ukajana/Total	Ukajana/Total	Ukajana/Total	38	8	18	17	11	11
0	Ukajana/Total	Ukajana/Total	Pimwela giti pambili ukubizwa	3	2	8	3	1	8
0	Ukajana/Total	Ukajana/Total	Imvavisa	114	79	187	84	47	44
0	Ukajana/Total	Ukajana/Total	Pimwela ka nabo ukuya e mabhaya	18	8	40	1	1	1
0	Ukajana/Total	Ukajana/Total	Dakholakha-hemela nantye asidimbi	4	2	21	1	4	1
0	Ukajana/Total	Ukajana/Total	Phawlele naba konsequents of ear	10	40	80	17	11	11
0	Ukajana/Total	Ukajana/Total	Other	10	10	10	11	1	8
0	Ukajana/Total	Ukajana/Total	Ngapamasa ukubizwa	10	10	10	11	17	11
0	Ukajana/Total	Danaku/Females	Ukajana/Total	108	122	467	147	141	118
0	Ukajana/Total	Danaku/Females	Ukajana/Total	17	8	21	14	11	14
0	Ukajana/Total	Danaku/Females	Pimwela giti pambili ukubizwa	3	4	8	4	8	8
0	Ukajana/Total	Danaku/Females	Imvavisa	208	112	208	81	79	70
0	Ukajana/Total	Danaku/Females	Pimwela ka nabo ukuya e mabhaya	3	3	22	1	1	1
0	Ukajana/Total	Danaku/Females	Dakholakha-hemela nantye asidimbi	4	2	18	1	1	1
0	Ukajana/Total	Danaku/Females	Phawlele naba konsequents of ear	4	3	4	4	1	1
0	Ukajana/Total	Danaku/Females	Other	87	77	97	17	14	14
0	Ukajana/Total	Danaku/Females	Ngapamasa ukubizwa	87	78	107	11	17	17

**Other demographics**

	Live births	Deaths
2018	196	287
2017	196	274
2016	205	308
2015	190	328

Natality rate: 7,1

Mortality rate: 10,5

## Education

### Educational distribution<sup>60</sup>

Sex	Total	No education	Incomplete primary education	Primary school	Secondary school	Post-secondary school specialization	High school and first grade of faculty	Advanced schools/faculty/academy/university
Total	23.409	691	2.547	3.509	12.685	138	891	2.948
M	11.537	91	889	1.694	6.924	83	416	1.440
F	11.872	600	1.658	1.815	5.761	55	475	1.508

- 92 enrolled in public preschool institutions and 147 in private preschools
- 1982 enrolled pupils in elementary education 2018 (FZS)
- 2 enrolled pupils in special primary schools
- 232 completed elementary education
- 2 completed special primary school
- 942 enrolled pupils in secondary schools 2018 (FZS) 252 completed secondary school

### Schools<sup>61</sup>

- Preschool institutions (1 public, 5 private)
- Primary education: 18 schools
- Special primary school: 1
- Primary music school: 1 schools

#### *Name of primary schools*

1. Osnovna škola Marka Marulića u Ljubuškom (područne škole-Miletina, Cerno Donji Radišići i Gornji Radišići)
2. Osnovna škola Ivane Brlić - Mažuranić na Humcu (područne škole- Studenci, Vašarovići, Crveni Grm i Prolog)
3. Osnovna škola Tina Ujevića u Vitini (područne škole- Grab, Veljaci, Šipovača, Vojnići, Dole, Grljevići i Klobuk).

#### *Secondary schools: 3*

1. Gimnazija Ljubuški
2. Srednja strukovna škola Ruđera Boškovića Ljubuški

*School completion rate/age of completion of mandatory primary and secondary – The data is not available*

60 Source: Census 2013

61 Source: Federal Institute for Statistics

### School drop-out rate –

Ljubuški signing out of school in period 01.09.2017-31.08.2018., with reasons<sup>62</sup>

	Enrollment in other schools in FBiH, RS or BD	Moving abroad	Bad score in school	Social reasons	Economic reasons	Personal reasons	Unknown	Total
Elementary school	6	28	0	0	0	0	0	34
Secondary school	4	1	9	0	0	0	0	14

- Technical or other post-secondary training facilities and enrollments -

### Health

Dom zdravlja Ljubuški -primary health care.<sup>63</sup>

The source for number of doctors and medical staff <sup>64</sup> -

- Doctors general practice- 2
- Specialists 11
- 2 gynecologists
- 6 dentists
- 5 doctors of family medicine
- 54 medical technicians
- 23 other staff

According to the 2011 data (Development Strategy), there is one health center in Ljubuški two outpatient clinics, one public pharmacy and four private pharmacies. There are 8 hospital beds in Ljubuški municipality.

### Labor Market

#### Employed<sup>65</sup>

Average net wage in BAM

- 836 in 2017, 844 in 2018

Table: Number of employed , by gender

	2017	2018
Total	4,187	4,465
Female	1,808	1,966

Unemployed, by level of education; December 2018<sup>66</sup>

Total	VSS	VŠS	SSS	NSS	VKV	KV	PKV	NKV
	University education	College	High School	Lower education	highly qualified (secondary education)	Qualified (secondary education)	semi-qualified	not qualified

62 Source: Federal statistics - email request

63 <http://www.dzljubuski.com/> web site is no more available

64 Development Strategy of Ljubuški 2014-2020 (data is for 2011) <http://www.alvrs.com/v1/media/djcatalog/Strategija%20razvoja%20Ljubu%C5%A1ki.pdf>

65 Source: Federal statistics

66 Source: Cantons in numbers

2,784	265	127	808	-	1	1195	29	359
-------	-----	-----	-----	---	---	------	----	-----

#### Unemployment by age (31.12.2018)<sup>67</sup>

Age cohort	15-19	20-24	25-29	30-34	35-39	40-44	45-49	50-54	55-59	60+
M	82	394	472	365	236	204	244	273	329	185
F	38	162	275	232	147	113	143	148	178	77

**Pensioners (Ljubuški)<sup>68</sup>:** 3288 out of which 1929 age pensions, 676 pensions for disabilities, 683 family pensions (on day 31.12.2017)

## Housing

### Ljubuški – Total 7346

Water supply		Sewage Disposal System		Electricity		Natural Gas	Central Heating		
<i>community system</i>	4353	<i>public</i>	1048	<i>yes</i>	7312	<i>yes</i>	93	<i>yes</i>	1213
<i>rural/local</i>	758	<i>closed septic tank</i>	5882	<i>not connected</i>	20	<i>not connected</i>	10	<i>not connected</i>	153
<i>own pump</i>	2124	<i>closed septic tank with overflow</i>	230	<i>no installation</i>	14	<i>no installation</i>	7243	<i>no installation</i>	5980
<i>not functioning</i>	14	<i>other arrangements</i>	44						
<i>no installation</i>	97	<i>no installation</i>	142						
<i>Dwellings without all installations</i>			7						

## Social Welfare Centers

### Type of assistance of municipality Ljubuški<sup>69</sup>

	2009		2010		2011	
	M	F	M	F	M	F
Compensation instead of salary for a non-working parent		74		101		101
Social work and other professional work services	32	50	37	75	36	76
Health insurance	114	212	141	190	74	189

67 Source: upon request data from bureau for Employment

68 Source: Federal institute for development programming

69 Source: Strategy for development

One-time financial assistance	143	108	130	110	95	80
Accommodation in social welfare institutions	40	20	47	21	47	21
Accommodation in another family	3	2	3	2	3	2
Other material assistance						
Permanent financial assistance	59	221	62	221	60	190

### Structure of socially disadvantaged people<sup>70</sup>

	2011	
	M	F
Mentally and physically handicapped person	201	57
Materially uninsured and not capable to work	36	82
Elderly persons without family care	48	92
Persons with social unacceptable behaviour Persons in different social and protective needs	128	21
Persons in different social and protective needs	13	14

- St. Joseph the Worker” Home for the Elderly and Infirm was opened in 2004. For home and his 50 proteges are taken care of by the nuns. It’s home is intended for poor people who do not have high incomes and their families.
- Divine Mercy Hospice/Hospicij Božanskog milosrđa - a shelter for people suffering from the incurable disease and it is certain that he will die soon. It is intended to accommodate people in the hospice from the territory of western Herzegovina - Posusje, Grude, Ljubuski and Citluk.
- Social Welfare - Ljubuški Nursing Home (pre-war building of the Institute for Education female children and youth). The nursing home has a capacity of up to 100 people, accommodation in single and double rooms. Accommodation is suitable for mobile, poorly mobile and immobile persons. The building is the property of Bosnia and Herzegovina, and it belongs to competencies of Federal Ministry of Labor and Social Policy. By activity it is about a social institution with accommodation that implies a degree of health care protection. The elderly and infirm are provided with housing, meals, maintaining personal hygiene, health care, care, work activities and use free time. Users will be provided half-day and full-day services residence, provision of assistance and care at home for the elderly and infirm.
- Social care outside of one’s own family is provided as: permanent accommodation, weekly accommodation, temporary accommodation, full-day or half-day stay.
- In addition to these, there is a private nursing home “Grubisic” that has capacity for 20 mobile and stationary residents, with the possibility of expansion.

## Public Service Providers

**Centers for Social Work:** Centar za socijalni rad Ljubuški

- 1 library
- 1 museum: located in the monastery in Humac.
- 1 radiostation

**Sport (Strategy for development of municipality Ljubuški)**

Football teams, Handball team, Female handball team, Carate club, Ty Box team, Martial arts, Boćarski club, Bicycle club, HKK ljubuski

**Sport infrastructure:**

- city sport hall (4000 capacity)
- city stadium Babovac with athletic track
- Center for small sports (serves also for cultural happenings)
- Boćarski dom Teskara
- School playgrounds in communities and sports halls

## Places serving the public

**Recreation:**

Beside waterfalls Kravica, in municipality Ljubuški there are others locations that are mostly attractive in summertime: Slap Koćuša, Vrelo Vriošćice u Vitini with acumulation lake small park and walking path; vrelo Kajtazovina in Studenci; Kupalište Baščine, Tegaševac, Otunj, Čeveljuša, Božjak, Koćuša, Žabar

Association “Duga” cares about people with disabilities. It is founded in 2007 and it has 50 members (source: Development Strategy of municipality)

Culture association

## Civic engagement – formal and voluntary

**Number of registered voters**

**Local elections 2016:** 21,851 registered, 10,362 voted (source: FZS)

**Local elections 2012.** 21,026 registered; 11,711 voted; (source: CIK-CEC)

**Local elections 2008:** Registrated 19.403; voted for mayor 10,535; voted for parties 10,447 (source CEC)

**Number of voting age population –**

total: 21851

Upto 30 years old: 3674

Above 30 years: 18177

## Public transportation

- ljubuski bus station address: Tina Ujevića, Ljubuški; 039 831-991

## Appendix

### Ljubuški settlements

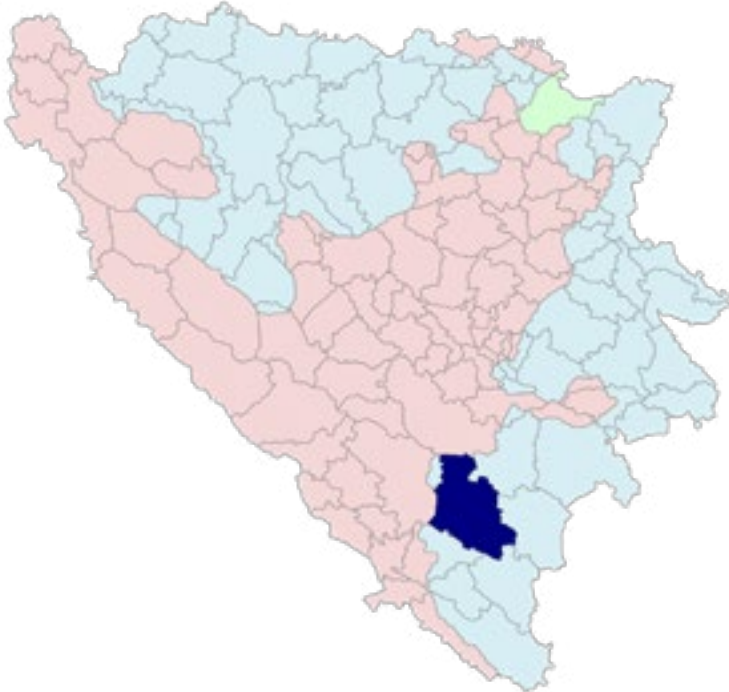
Apart from the city of Ljubuški, the municipality has 34 settlements: Bijača, Cerno, Crnopod, Crveni Grm, Dole, Grab, Grabovnik, Gradska, Greda, Grljevići, Hardomilje, Hrašljani, Humac, Kašće, Klobuk, Lipno, Lisice, Miletina, Mostarska Vrata, Orahovlje, Otok, Pregrađe, Proboj, Prolog, Radišići, Stubica, Studenci, Šipovača, Teskera, Vašarovići, Veljaci, Vitina, Vojnići and Zvirici.

#### Organisation of MZs in the area of LGU

1. Bijača – Zvirici
2. Cerno
3. Crnopod
4. Crveni Grm
5. Dole - Greda
6. Grab
7. Grabovnik
8. Grljevići
9. Hardomilje
10. Hrašljani
11. Humac
12. Klobuk
13. Lipno
14. Lisice
15. Ljubuški I
16. Ljubuški II
17. Ljubuški III
18. Miletina
19. Mostarska Vrata
20. Orahovlje
21. Otok
22. Pregrađe
23. Proboj
24. Prolog
25. Radišići
26. Stubica
27. Studenci
28. Šipovača - Kašće
29. Teskera
30. Vašarovići

**Appendix 3F: Nevesinje Community Profile**

**2020 National Human Development Report: Social Inclusion in BiH**  
**Municipality Nevesinje**  
<http://www.opstinanevesinje.rs.ba/>



Contents

Geography .....94

Administrative offices .....94

Population .....95

Education .....96

Health .....98

Labor Market .....98

Public service providers .....100

Places serving the public .....100

Civic engagement formal and voluntary.....102

Public transportation .....102

Appendix .....103

## Geography

Nevesinje is a municipality situated in the southeast Herzegovina, in Republika Srpska, south of Sarajevo and east of Mostar. The area of Nevesinje is 923,4 km<sup>2</sup><sup>71</sup> and in terms of territory it is the third largest municipality in Republika Srpska. The municipality is mountainous region with an average altitude of 860 meters and possesses the characteristics of air spa. The population of the Nevesinje municipality is 12,542<sup>72</sup>. Population density is low. Nevesinje municipality borders with municipalities: Kalinovik, Gacko, Bileća, Berkovići and Mostar East, in Republika Srpska, and Konjic and Mostar, in the Federation of Bosnia and Herzegovina, Herzegovina-Neretva Canton. Nevesinje is classified as undeveloped municipality of Republika Srpska.

Municipality of Nevesinje has 57 settlements that are organized in 17 MZs/communities (See Appendix).

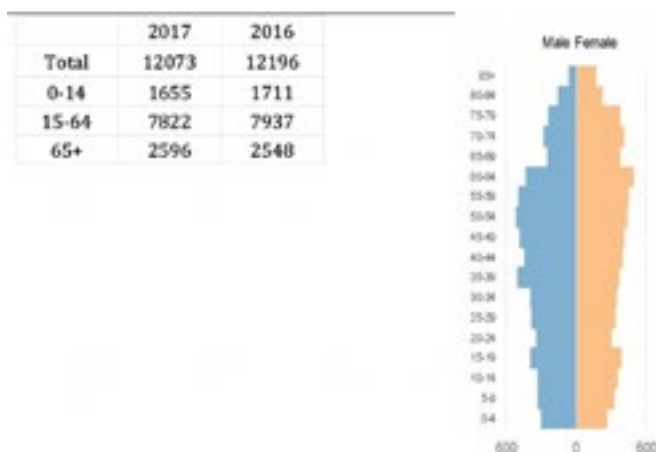
## Administrative offices<sup>73</sup>

- Municipality - 1 (with 6 area offices/mjesna kancelarija)
- Post office - 1
- Court - 1 (Nevesinje Basic Court/Osnovni sud Nevesinje)
- Fire brigade – 1 (Opštinska upravna organizacija za protivpožarnu zaštitu – Teritorijalna vatrogasna jedinica)<sup>74</sup>
- Employment bureau (Republički zavod za zapošljavanje, Biro Nevesinje)
- Electricity distribution (Elektrohercegovina\ZDP PJ Nevesinje)
- Automotive club (AMD „Nevesinje“)
- Bus station (Autobuska stanica Nevesinje)
- Community heating – no public office/service (central heating in place in specific public buildings)
- Public utility services – Water and sanitation (JP „Vodovod“ AD Nevesinje)
- Public utility services – Waste disposal (Public Enterprise “Komus“)
- Pension insurance office – (Javni fond PIO)
- Sports center/hall – (Sportska dvorana „Nevesinjka“)
- Radio station – (Radio Nevesinje)
- Police station – (Policajska stanica Nevesinje)
- Civil Protection – no public office, covered by the Municipality administration (Opštinski Štab civilne zaštite, Opštinska upravna organizacija za protivpožarnu zaštitu, Teritorijalna vatrogasna jedinica).

## Population

The population of Nevesinje according to 2013 Census is 12,542 (50% women and 50% men).<sup>75</sup>

Population in Nevesinje, estimate, by age (source RS Statistics Institute)



Population by Ethnicity/National Affiliation and Sex (Source: RS Statistics Institute, 2013 Census data)

		M	F
Total	12542	6236	6306
Bosniak	508	261	247
Croat	27	9	18
Serb	11964	5951	6013
Others	18	5	13
Not declaring	18	8	10
Unknown	7	2	5

	Livebirths	Deaths	Natural increase <sup>76</sup>
2017	81	180	-99
2016	76	146	-70

Natality rate for 2017 (calculated based on the above): 6,7

Mortality rate for 2017 (calculated based on the above): 14,9

People with disabilities and type of the disability, by gender.<sup>77</sup>

13. OSOBE SA POTEŠKOĆAMA PREMA VRSTI POTEŠKOĆE I POLU, GRADOM/OPŠTINE										
Teritorija	Pol	UKUPNO	Ukupno sa poteškoćama	Vid, iako nosi naočare	Sluh, iako koristi slušni aparat	Hod ili penjanje uz stepenice	Pamćenje ili koncentracija	Odjevanje i održavanje lične higijene	Komunikacija (sporazumijevanje sa drugima)	Sa više poteškoća
Nevesinje	U	12542	876	401	254	551	144	104	107	327
	M	6236	379	187	119	209	55	38	43	130
	Ž	6306	497	214	135	342	89	66	64	197

<sup>75</sup> Source: RS Statistics Institute data. Differs slightly from the official BiH Statistics Agency data which is 12,961.

<sup>76</sup> Source: RS Statistics Institute. Municipal baseline data for revised Municipality Development Strategy (2019) report on 81 births and 188 deaths in 2017 and 82 births and 158 deaths in 2016.

<sup>77</sup> Source: Census 2013 data, RS Statistics Institute

**13. PERSONS WITH DISABILITIES BY TYPE OF DISABILITY AND SEX, CITIES/MUNICIPALITIES**

Territory	Sex	TOTAL	Total with disabilities	Seeing, although wearing eyeglasses	Hearing, although using hearing device	Walking or climbing up the stairs	Remembering or concentration	Self-care	Communication (understanding others)	With multiple disabilities
Nevesinje	T	12542	876	401	254	551	144	104	107	327
	M	6236	379	187	119	209	55	38	43	130
	F	6306	497	214	135	342	89	66	64	197

**Roma (source Census):** No Roma population

**Internally displaced and returnees:** 2,198 internally displaced and 240 returnees<sup>78</sup>

**14. POPULATION AGED 15 AND OVER BY HIGHEST LEVEL COMPLETED EDUCATION AND SEX, BY CITIES/MUNICIPALITIES**

Territory	Sex	TOTAL	No education	Incomplete primary education	Primary school	Secondary school	Post-secondary school specialisation	High school and first grade of faculty	Higher school/faculty/academy/university
Nevesinje	T	10674	545	1048	2193	5692	56	384	856
	M	5289	56	265	961	3261	51	236	459
	F	5385	489	783	1232	2331	5	148	397

**10. STANOVNIŠTVO STARO 15 I VIŠE GODINA PREMA NAJVIŠOJ ZAVRŠENOJ ŠKOLI I POLU, GRADOVI/OPŠTINE**

Teritorija	Pol	UKUPNO	Bez ikakvog obrazovanja	Nepotpuno osnovno obrazovanje	Osnovna škola	Srednja škola	Specijalizacija poslije srednje škole	Viša škola i prvi stepen fakulteta	Visoka škola /fakultet / akademija/ univerzitet
Nevesinje	U	10674	545	1048	2193	5692	56	384	856
	M	5289	56	265	961	3261	51	236	459
	Ž	5385	489	783	1232	2331	5	148	397

**2018/2019 school year**<sup>80</sup>

- 82 enrolled in preschool institutions (1 public institution) (38 female)<sup>81</sup>
- 9 employed in preschool institutions (7 female)
- 65 children (33 female) attended preparatory programme for school
- 1053 enrolled pupils in primary education (487 female); 7 enrolled pupils with special needs in primary education (3 female)
- 82 teachers in primary education (64 female)
- 488 enrolled students in secondary school (257 female)
- 43 teachers in secondary school (30 female)
- In 2017/2018 school year there were 341 (139 male, 202 female) *university students* with residence in Nevesinje<sup>82</sup>. And 21 postgraduate and doctoral (2) students (5 male, 16 female).<sup>83</sup>
- **Schools**<sup>84</sup>

<sup>78</sup> Municipality Development Strategy (2013)

<sup>79</sup> Source: Census 2013 data, RS Statistics Institute

<sup>80</sup> Source: RS Statistics Institute

<sup>81</sup> There is a greater demand than supply for preschools. This is also an impeding factor for economic empowerment of women. (Source: Consultation workshop)

<sup>82</sup> There are no higher education institutions in Nevesinje.

<sup>83</sup> Enrolled on master of science, master and specialist studies and doctoral candidates.

<sup>84</sup> Source: Republika Srpska Institute for Statistics, Nevesinje Municipality web site, Nevesinje Primary school web site (<https://www.osnevesinje.org/index.php>)

- 1 public preschool - kindergarten (Dječiji vrtić „Sveta Evgenija Carica Milica”)
- 1 elementary school<sup>85</sup> in 2018 (one central school and 10 area schools/classes (4 of nine grades, 6 of five grades) named by villages they are located in, that altogether cover all of the territory of the municipality) (Osnovna škola „Risto Proroković”, Područne škole/odjeljenja: PO Kifino Selo; PO Odžak; PO Pridvorci; PO Zovi Do; PO Bratač; PO Krekovi; PO Biograd; PO Bijenja; PO Džinova Mahala; PO Udrežnje)
- Total number of classes/classrooms in the beginning of 2017/2018 school year: 41 regular classes/classrooms, 19 combined (more than one class taught at the same time in one classroom) classes/classrooms
- In the beginning of 2017/2018 school year: Central school - 917 pupils; Area school Kifino Selo - 37 pupils; Area school Odžak - 31 pupils; Area school Pridvorci - 21 pupils; Area school Zovi Do - 22 pupils; Area school Krekovi - 19 pupils; Area school Bratač - 6 pupils; Area school Biograd - 6 pupils; Area school Bijenja - 7 pupils; Area school Džinova Mahala - 3 pupils; Area school Udrežnje - 11 pupils. Total number of pupils: 1080.
- 0 special primary schools
- 1 primary music school (Osnovna muzička škola „Sveti Roman Melod”)
- 1 secondary school (Srednjoškolski centar „Aleksa Šantić)

**School completion** – In 2018, 113 students have completed secondary school, while 101 pupils have completed primary school.

**School drop-out rate** – In 2017/2018 school year 4 primary school pupils (0 female) and 3 secondary school pupils (0 female) dropped out of school. The number of drop-outs was lower in previous school years: in 2016/2017 school year 2 primary school pupils (1 female) and 4 secondary school pupils (2 female), and in 2015/2016 school year 2 primary school pupils (0 female).<sup>86</sup>

- Pupils of regular primary schools who discontinued schooling in the period 1 September 2017 – 31 August 2018 (Republika Srpska level statistics)

Discontinued schooling - Total for RS: 50 (22 female); Discontinued schooling due to poor results at school - Total for RS: 4 (1 female); Discontinued schooling due to social reasons - Total for RS: 8 (4 female); Discontinued schooling due to economic reasons - Total for RS: 4 (0 female); Discontinued schooling due to personal reasons - Total for RS: 34 (17 female).

- Secondary school pupils who discontinued schooling in the period between 26 September 2017 and 25 September 2018 (Republika Srpska level statistics)

Discontinued schooling - Total for RS: 289 (105 female); Discontinued schooling due to poor results at school - Total for RS: 136 (24 female); Discontinued schooling due to social reasons - Total for RS: 11 (5 female); Discontinued schooling due to economic reasons - Total for RS: 8 (4 female); Discontinued schooling due to personal reasons - Total for RS: 134 (72 female).

**Technical or other post-secondary training facilities and enrolments** – No facilities. Training and retraining provided through the local Employment bureau and its programmes.

## Health

There is a health center and a hospital. In addition there are two private dental practices.<sup>87</sup> There are also several pharmacies. Within the Health centre there is a Centre for mental health operating.

- Number of doctors reached 3 doctors per 1000 inhabitants in 2017 and 2018 (this is RS average, in

- 2014 there were 2 doctors per 1000 inhabitants).<sup>88</sup>
- (Generally, health provision improved significantly and it is highly rated and praised, the new hospital building, modern equipment, increased number of doctors, competent and kind staff.)
- Report on the implementation of the Municipality Development Strategy for 2018 states that 85,08% of population were covered by health insurance in 2018.
- According to the Municipal baseline data for the revised Municipality Development Strategy (2019), in 2018 Health centre (Dom zdravlja) had 57 employees, out of which 12 doctors, 27 medical technicians, 4 dentists and 14 non-medical staff.
- According to the revised Municipality Development Strategy (2019) on 31 December 2017, in the Hospital there were 80 persons employed, out of which 60 medical staff and 20 non-medical staff.

**Public retirement or nursing homes:** No homes for elderly people.<sup>89</sup> The hospital has one department that caters for elderly patients and provides palliative care, but this is insufficient.<sup>90</sup>

## Labor Market

### Employed<sup>91</sup>

Employed 1,678 (in 2018), out of which 821 are women.<sup>92</sup>

Net wage (in 2018) 797 KM.

### Unemployed<sup>93</sup>

- Jan 2019 - 2,280 (women 1,137)

- July 2019 – 2,180 (women 1,089)

Unemployed according to the level of education, January 2019

	Total	NKV (unskilled)	PK/NSS (semi- skilled/ primary school)	KV (skilled)	SSS (sec- ondary school)	VKV (highly skilled)	VŠS (two-year college)	VSS (university qualification)
M	1143	168	8	462	394	16	11	84
F	1137	180	9	351	442		24	131
Total	2280	348	17	813	836	16	35	215

**Pensioners:** According to Census 2013 data: 2763 pensioners. Revised Municipality Development Strategy (2019) reports on 2747 pensioners in 2017.

## Housing

There is a building owned by Nevesinje municipality that serves as a temporary social housing spot. It has six rooms and currently one room is occupied by a family and two rooms by elderly women.<sup>94</sup>

<sup>88</sup> Source: Reports on the implementation of the Municipality Development Strategy for 2017 and for 2018

<sup>89</sup> Despite an increasing demand due to ageing population there are no homes for elderly people. The closest such center is in Trebinje.

<sup>90</sup> Source: Consultation workshop

<sup>91</sup> Source: RS Statistics Institute ([http://www2.rzs.rs.ba/static/uploads/bilteni/rad/BiltenStatistike\\_Plata\\_Zaposlenosti\\_i\\_Nezaposlenosti\\_2019\\_WEB.pdf](http://www2.rzs.rs.ba/static/uploads/bilteni/rad/BiltenStatistike_Plata_Zaposlenosti_i_Nezaposlenosti_2019_WEB.pdf))

<sup>92</sup> Municipal baseline data for revised Municipality Development Strategy (2019) report on 1826 employed in 2018, out of which 818 women.

<sup>93</sup> Source: RS Employment bureau ([http://www.zzrs.net/images/uploads/dokumenti/Statisticki\\_bilten\\_januar.pdf](http://www.zzrs.net/images/uploads/dokumenti/Statisticki_bilten_januar.pdf))

<sup>94</sup> Source: Consultation workshop

## Occupied dwellings by installation equipment<sup>95</sup>

Nevesinje - Total 3943

Water supply		Sewage Disposal System		Electricity		Natural Gas		Central Heating	
<i>community system</i>	2389	<i>public</i>	1653	<i>yes</i>	3915	<i>yes</i>	7	<i>yes</i>	339
<i>rural/local</i>	90	<i>closed septic tank</i>	1509	<i>not connected</i>	16	<i>not connected</i>	4	<i>not connected</i>	10
<i>own pump</i>	943	<i>closed septic tank with overflow</i>	100	<i>no installation</i>	12	<i>no installation</i>	3932	<i>no installation</i>	3594
<i>not functioning</i>	17	<i>other arrangements</i>	69						
<i>no installation</i>	504	<i>no installation</i>	612						
<i>Dwellings without all installations</i>			9						

## Social Welfare Centers

Number of beneficiaries of social assistance per 1000 inhabitants: 39.<sup>96</sup>

Vulnerable groups include children with disability, children whose development is disturbed with family circumstances, elderly without family care, adults with disability, materially unsecured persons and persons not able to work, socially needy persons and families.<sup>97</sup> Center for Social Work (CSW), NGO Association Moja Nada, Red Cross, are most active in caring for these. CSW cooperates with NGOs.<sup>98</sup>

Types of assistance paid through the Centre for Social Work and number of beneficiaries<sup>99</sup>

Type of assistance	Number of beneficiaries		
	2018		
	M	F	All
Permanent financial assistance	21	43	64
Financial compensation for the assistance and care of another person	127	148	275
Placement in another family/foster care	0	2	2
Placement in social welfare institutions	2	1	3
Other material assistance	32	40	72
Social work services and other professional work services	291	310	601
One-off financial assistance	91	49	140
Health insurance	11	38	49
Home care and assistance	1	1	2

95 Source: Census 2013, BiH Statistics Agency

96 Source: Report on the implementation of the Municipality Development Strategy for 2018

97 Source: Revised Municipality Development Strategy (2019)

98 Source: Municipality Development Strategy (2013)

99 Source: Municipal baseline data for revised Municipality Development Strategy (2019)

Child allowance	0	270	270
Compensation instead of salary for parent who is employed	0	20	20
Compensation instead of salary for unemployed parent	0	68	68
<b>Total beneficiaries:</b>	<b>576</b>	<b>990</b>	<b>1566</b>

According to the revised Municipal Development Strategy (2019) there are ten staff employed in the Centre for Social Work.

### Public service providers

- *Centers for Social Work:* 1 CSW (JU Centar za socijalni rad Nevesinje)
- **1 library (Narodna biblioteka)**
- **1 radio station (Radio Nevesinje, JU Centar za informisanje i kulturu)**
- No TV station
- **Culture centre (Dom kulture „Nebojša Glogovac”)** (has a cinema facility where occasionally movies are screened)
- **City Gallery (Gradska galerija)**

### Cultural associations/clubs include:

Srpsko prosvjetno i kulturno društvo „Prosvjeta“, Kulturno-umjetničko društvo „Nevesinje“, Guslarsko društvo „Nevesinjska puška“, Izvorna grupa „Sveti Velikomučenic Dimitrije“, Plesni klub „Lets dens“, pjevačka grupa „Simonida“.

### Places serving the public<sup>100</sup>

#### Recreation

When it comes to sports, the facilities of the sports infrastructure are the Sports hall and the City stadium.

There are also the following sports playgrounds: Gvozd, Batkovići, Kilavci, Zovi Do, Odžak, Pridvorci, Krekovi, Lapčevine, Brezik.

Sports clubs include football, volleyball, martial arts/karate, kick-box, athletics, handball (for women and for man), chess, basketball, horseback riding: Fudbalski klub, Klub borilačkih sportova/karate klub, Kik-boks klub, Odbojkaški klub, Atletski klub, Rukometni klub (za muškatce i za žene), Klub malog fudbala, Šahovski klub, Košarkaški klub, Srpsko sokolsko društvo, Univerzalna škola sporta, Konjički klub.

There is also Nevesinje Olympics manifestation held annually that takes place in various locations and includes various sports, recreational and cultural events.

#### PWD access to education facilities:

Children with disabilities are included in mainstream education. According to Municipality website there are children with special needs attending also the kindergarten.

There are several CSOs of persons with disability (3).

A day care for children with disabilities has been set up by NGO Moja Nada, and is funded by municipality. The center caters for 50-60 children.<sup>101</sup> (Udruženje djece i omladine sa posebnim potrebama „Moja nada“, Dnevni

100 Source: Municipality web site, Development Strategy, news, MZ ID Card

101 Source: Consultation workshop. According to the revised Municipality Development Strategy (2019) there are

centar „Moja nada“)

**Mosques (9)**<sup>102</sup>: Čaršijska džamija (Sinan-kadi efendijina ili Čučkova džamija), Džamija Donja Bijenja (Čelebića džamija), Džamija Kljuni, Džamija Kruševljani, Džamija Presjeka, Džamija Sopilja, Ljubovica Džamija – Odžak, Džamija Rabina, Džamija Borovčići.

**Churches:** Pravoslavna Crkva svetog Vaznesenja Hristovog, Nevesinje; Crkva Sv. Georgija, Vjenčac; Crkva Svete Trojice, Kifino Selo; Crkva Mileševka, Luka; Katolička crkva Uznesenja Blažene Djevice Marije, Nevesinje; churches Lakat, Pridvorci, Čitluk, Udrežnje, Biograd, Lukavac, Zovi Do, Slato, Odžak, Seljani, Zaborani, Batkovići, and Catholic church Seljani.

#### **Registered civic and public service organizations**

According to the revised Municipality Development Strategy (2019), there are **43 CSO/associations** in the municipality with 4916 members. In 2018 number of members in the cultural associations was 135 and in sports clubs 779.

According to the web site of Nevesinje municipality there are 35 CSO/associations financed by Nevesinje municipality. The list is below. They include: Sports associations (11), Cultural associations (5), Persons with disabilities associations (3), etc.

- Fudbalski klub „Velež“ (football club)
- Kik boks klub „Velež“ (kick box club)
- Klub borilačkih sportova „Velež“ (martial arts/karate club)
- Odbojkaški klub „Velež“ (valley ball club)
- Rukometni klub „Hercegovina“ (handball club)
- Atletski klub „Velež“ (athletics club)
- Klub malog fudbala „Nevesinje“ (futsal club)
- Omladinski košarkaški klub „Velež“ (basketball club)
- Šahovski klub „Nevesinje“ (chess club)
- Srpsko sokolsko društvo „Nevesinjska puška“
- Streljački klub „Sveti Dimitrije RVI“
- Srpsko prosvjetno i kulturno društvo „Prosvjeta“ - Cultural
- Srpsko guslarsko društvo „Nevesinjska puška“ - Cultural
- KUD „Nevesinje“ - Cultural
- Infocentar
- Plesna grupa/klub „Lets dens“ – Dance club
- Etno grupa „Sveti Dimitrije“ - Cultural
- Udruženje „Osmijeh više“ – CSO/NGO
- Udruženje „Moja nada“ – CSO/NGO (Association of children and youth with special needs)
- Udruženje multipleskleroza – CSO/NGO (multiple sclerosis)
- Udruženje civilnih invalida, žrtava rata, slijepih i slabovidnih Istočne Hercegovine Bileća - CSO/NGO (Association of civil disabled, victims of war, blind and with sight impairment)
- Organizacija porodica zarobljenih i poginulih boraca i nestalih civila – (Association of families of captured and fallen veterans and missing civilians)
- Udruženje penzionera – (Association of pensioners)
- Opštinska boračka organizacija – (Veterans)
- LU „Srndać“ – (hunting association)
- Sportsko ribolovno društvo „Zalomka“ – (fishing association)
- Udruženje poljoprivrednih proizvođača – (association of farmers)
- Udruženje pčelara – (association of bee keepers)
- Udruženje žena „Hercegovka“ – CSO/NGO (Association of women)

---

54 children with disability in the municipality.

102 Sources: Municipality web site, Medžlis Islamske zajednice, Consultation workshop

- Udruženje „OKO“
- Udruženje „Sloga“
- Udruženje „Zimomor“
- Udruženje „Nova ideja“ – CSO/NGO (youth)
- Udruženje „Zalomka“
- Udruženje „Eko Velež“

Red Cross Nevesinje (Opštinska organizacija Crvenog krsta Nevesinje)

## Civic engagement formal and voluntary

### Number of registered voters<sup>103</sup>

Local elections 2016: 11,804 registered

Local elections 2012: 11,702 registered; 7,788 voted (66,55%)

Local elections 2008: 11,257 registered; 7,101 voted (63,1%)

General elections 2018: 11,255 registered

### Number of voting age population<sup>104</sup>

Numbers include only voters who on the day of 2016 elections had 18+ years:

Total registered voters: 11,804 (latest local elections 2016)

Up to the age of 30: 1,588

From the age of 30: 10,216

## Public transportation

Municipality is situated on the intercity main route Mostar-Nevesinje-Gacko (magistralni put), that links central and east Herzegovina. Regional roads connect Nevesinje municipality with Berkovići, Bileća, Kalinovik, Konjic and Mostar municipalities.

Transportation infrastructure includes: 65 km of main roads (magistralni put), 95 km of regional roads (asphalt 42 km, the rest macadam), 292 km of local and 15 km of uncategorised roads (out of those 72 km of asphalt roads)<sup>105</sup>. The roads are to a large extent of poor quality. 21 settlements are not connected with the Municipality centre by asphalt.<sup>106</sup>

There are no railway or other transport routes.

14 communities (out of 17) are covered by public transport<sup>107</sup>. In addition to bus transport taxi transport is used.

Public transport includes only school transportation that runs during the school year and does not run during school holidays. The school transportation routes are as follows (the transportation also stops by houses/buildings as required by the students/pupils):

### Routes:

- Luka-Kruševljani-Pridvorci-Bijenja-Lakat-Nevesinje-Luka
- Nevesinje-Bratač-Kifino Selo-Krekovi-Mijatovci-Postoljani-Nevesinje

103 Source: Central Election Commission

104 Source: Central Election Commission

105 Source: Municipal baseline data for revised Municipality Development Strategy (2019)

106 Source: Revised Municipality Development Strategy (2019)

107 Source: Municipal baseline data for revised Municipality Development Strategy (2019)

- Nevesinje-Čitluk-Sopilja-Nevesinje
- Nevesinje-Odžak-Drežanj-Zovi Do-Nevesinje
- Nevesinje-Topla ulica-Biljeg-Biograd-Solakovići-Rakova noga-Nevesinje
- Nevesinje-Žiljevo-Nevesinje
- Nevesinje-Udrežnje-Nevesinje

## Appendix

### Nevesinje settlements

Batkovići, Beždeđe, Biograd, Bojišta, Borovčići, Bratač, Budisavlje, Donja Bijenja, Donji Drežanj, Donji Lukavac, Dрамишево, Gaj, Gornja Bijenja, Gornji Drežanj, Gornji Lukavac, Grabovica, Hrušta, Humčani, Jasena, Jugovići, Kifino Selo, Kljen, Kljuna, Kovačići, Krekovi, Kruševljani, Lakat, Luka, Miljevac, Nevesinje, Odžak, Plužine, Podgrađe, Postoljani, Presjeka, Pridvorci, Prkovići, Rabina, Rast, Rilja, Rogače, Seljani, Slato, Sopilja, Studenci, Šehovina, Šipačno, Trtine, Trusina, Udrežnje, Zaborani, Zalom, Zalužje, Zovi Do, Žiljevo, Žuberin and Žulja.

Organisation of MZs in the area of LGU

- |                                 |                          |
|---------------------------------|--------------------------|
| 1. MZ LUKAVAC-NEVESINJE         | 10. MZ ODŽAK-NEVESINJE   |
| 2. MZ UDREŽNJE-NEVESINJE        | 11. MZ KIFINO SELO       |
| 3. MZ ZOVI DO-NEVESINJE         | 12. MZ LUKA-NEVESINJE    |
| 4. MZ ISTOČNI BIOGRAD-NEVESINJE | 13. MZ DREŽANJ-NEVESINJE |
| 5. MZ RILJA-NEVESINJE           | 14. MZ NEVESINJE I       |
| 6. MZ GRABOVICA-NEVESINJE       | 15. MZ NEVESINJE II      |
| 7. MZ BIOGRAD-NEVESINJE         | 16. MZ NEVESINJE III     |
| 8. MZ PRIDVORCI-NEVESINJE       | 17. MZ NEVESINJE IV      |
| 9. MZ BIJENJA-NEVESINJE         |                          |

The table below gives urban/rural division<sup>108</sup>

3.1. Stanovništvo prema starosti po teritorijalnim, spolni i tipu naseljenog mjesta, po općinama/gradovima Population by five-year age groups, sex and type of settlement, by municipalities																							
Municipality	Area	Type of settlement	Total	Sex																	Female Population (%)	Average age	
				0-4	5-9	10-14	15-19	20-24	25-29	30-34	35-39	40-44	45-49	50-54	55-59	60-64	65-69	70-74	75-79	80-84			85+
NEVESINJE	Ukupno/ Total	Ukupno/ Total	12.962	342	480	742	808	718	757	740	880	947	937	958	948	924	822	682	508	368	228	10.493	42,33
NEVESINJE	Ukupno/ Total	Gradsko/ Urban	5.142	224	288	324	320	292	379	327	370	521	326	423	408	365	223	128	182	90	67	4.082	39,68
NEVESINJE	Ukupno/ Total	Drugo/ Other	7.798	308	382	417	478	426	428	453	508	526	541	535	540	543	399	488	418	278	141	6.411	49,80
NEVESINJE	Muški/ Male	Ukupno/ Total	6.462	303	342	367	408	367	404	387	512	452	488	526	494	427	246	272	232	148	64	5.283	49,68
NEVESINJE	Muški/ Male	Gradsko/ Urban	2.478	128	147	128	165	142	139	168	200	184	190	208	197	149	92	82	54	32	20	1.927	39,76
NEVESINJE	Muški/ Male	Drugo/ Other	3.984	175	195	239	243	225	211	217	308	307	318	317	297	278	154	190	180	116	44	3.274	41,92
NEVESINJE	Ženske/ Female	Ukupno/ Total	6.498	389	517	375	400	351	353	352	368	394	420	432	451	489	378	410	376	230	184	5.210	44,80
NEVESINJE	Ženske/ Female	Gradsko/ Urban	2.664	127	141	196	153	150	188	160	168	155	186	214	211	216	130	134	112	57	47	2.054	41,28
NEVESINJE	Ženske/ Female	Drugo/ Other	3.834	182	376	179	247	201	165	184	199	213	234	216	234	273	248	276	264	174	137	3.156	49,88

## Appendix 3G: Tešanj Community Profile

2020 National Human Development Report: Social Inclusion in BiH

Municipality Tešanj

<https://www.opcina-tesanj.ba/>



Contents	
Geography .....	105
Administrative offices .....	105
Population .....	105
Education .....	106
Health .....	107
Labor Market .....	107
Housing.....	108
Social Welfare Centers: .....	109
Public Service Providers .....	109
Places serving the public .....	109
Civic engagement formal and voluntary.....	109
Public transportation .....	110
Appendix .....	110

## Geography

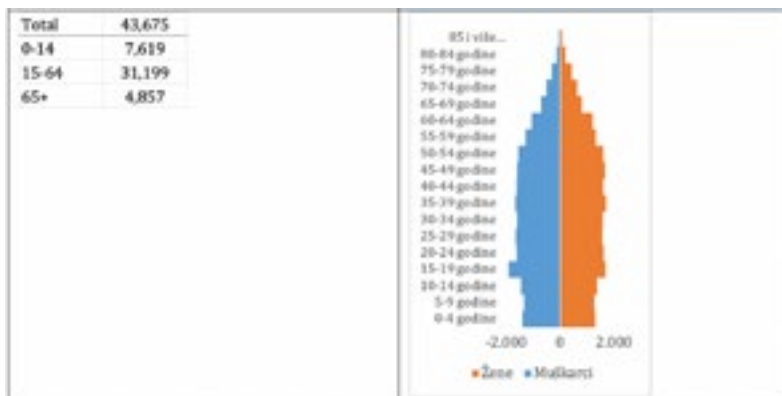
Tešanj is both a settlement and the seat of the municipality in Bosnia and Herzegovina. It sits at the intersection of central and northeastern Bosnia and Herzegovina, and borders Teslić, Doboj, Doboj Jug, Usora and Maglaj. The municipality covers the area of 155.9 km<sup>2</sup>.

## Administrative offices

- BH Post Office
- JU Opća biblioteka / Library
- TRA Tešanj Development Agency
- Federalni zavod PIO / pension insurance
- Centar za socijalni rad, SWC
- Vatrogasni dom /fire brigade
- Bosansko narodno pozorište Tešanj / Theater
- Centar za kulturu i obrazovanje / Center for culture and education
- Služba za zapošljavanje, Tešanj / Employment bureau
- JP Rad
- Sportsko rekreacioni centar Tešanj /Sport center
- Toplane Tešanj / Heating
- Municipal court Tešanj
- Dobrovoljno vatrogasno društvo Jelah/ Fire brigade Jelah
- Center for elderly education
- Bus station
- Dnevni centar za djecu i odrasle sa posebnim potrebama /daily care for children and elderlies with special needs
- Museum Emanagića Konak
- Municipality Tešanj
- Police station Tešanj

## Population

Tešanj population by age Population 2018





schools; Secondary schools: 3

- o 371 enrolled in preschool institutions
- o 4474 enrolled pupils in elementary education 2018 (FZS)
- o 564 completed elementary education
- o 1875 enrolled pupils in secondary schools 2018 (FZS)

**School completion rate/age of completion of mandatory primary and secondary – The data are not available**

**School drop-out rate** – Tešanj sign in out of school in period 01.09.2017-31.08.2018, with reasons<sup>112</sup>

Table: Quitting school by reason

	signing in other schools in FBiH, RS or BD	Moving abroad	Bad score in school	Social reasons	Economic reasons	personal reasons	Unknown	Total changed school or dropped out
Elementary school	34	37	0	0	0	0	3	74
Secondary school	5	2	2	1	0	1	9	20

**Technical or other post-secondary training facilities and enrollments:** Centar za kulturu i obrazovanje/ Center for culture and education (public institution)

## Health

Dom zdravlja Tešanj: Public health – primary health care Tešanj

<b>VSS doctors and dentists</b>	<b>47</b>
doctor of medicine	13
doctor of medicine specialists	5
dentists	5
doctor specialists	24

General hospital Tešanj doctors

Specialists	27
Doctors on specialization	9
General practitioner doctors	7
Doctor volunteers	0

## Labor Market

Employed<sup>113</sup>

Average net wage in BAM

- 587 in 2017, 610 in 2018

Number of employed , by gender

	2017	2018
Total	12531	13697
Female	5,210	5,823

Unemployed by level of education; December 2018<sup>114</sup>

Total	VSS	VŠS	SSS	NSS	VKV	KV	PKV	NKV
Total	University education	College	High School	Lower education	Highly qualified (secondary education)	Qualified (secondary education)	Semi-qualified	Not qualified
5,803	264	21	1119	5	38	2191	202	1963

Unemployment by age (31.12.2018)

age cohort	15-18	19-20	21-24	24-27	28-30	31-35	36-40	41-45	46-50	51-55	56-60	61-65
Number	75	268	568	395	341	597	612	666	668	736	621	256

**Pensioners (Tešanj)<sup>115</sup>:** 5,131 out of which 2,764 age pensions, 838 pensions for disabilities, 1,529 family pensions (on day 31.12.2017)()

## Housing

Tesanj – Total 13198

Water supply		Sewage Disposal System		Electricity		Natural Gas		Central Heating	
<i>community system</i>	5974	public	3244	yes	13125	yes	177	yes	3888
rural/local	4456	closed septic tank	5602	not connected	34	not connected	18	not connected	123
own pump	2361	closed septic tank with overflow	2693	no installation	39	no installation	13003	no installation	9187
not functioning	94	other arrangements	1271						
<i>no installation</i>	313	no installation	388						
<i>Dwellings without all installations</i>			17						

## Social Welfare Centers:

**Centers for Social Work:** JU Centar za socijalni rad Tešanj

Public retirement or nursing homes: No information available on public retirement or nursing homes. One private retirement home, SIRA DOM.

## Public Service Providers

**Public libraries:** JU Opća biblioteka Tešanj

1 amateur theater 5 shows, 1,150 visitors in 2018; 3 radio stations; 3 TV stations (source: cantons in numbers)

1 Museum

3 Cultural Societies (KUD)

## NGOs with special significance:

1. fallen soldiers, 2. War veterans, 3. Soldiers and antifascist, 4. Golden lily 5. Union of veterans 6. PWD during war 7. Association of blind and visually impaired 8. Ass. Fighting against diabetes 9. Return 10. Red cross 11. chronic kidney disease 12. Red Crescent 13. voluntary fire brigade 14. Our family 15. "Suport" 16. Association of laid off workers "RH UGOR Jelah" 17. Voluntary fire brigade "Tešanj 1905"

**Sport association:** 1. Soccer 2. Soccer 3. Soccer 4. Soccer 5. Handball 6. Basketball 7. Chess 8. Martial arts 9. Handball- women 10. Basketball – women 11. Basketball 12. Martial Arts 13. society of physical education educators 14. Shooting 15. Carate 16. Sport for PWD 17. Bicycle 18. Veterans of Toška 19. Fishing 20. 21. Table tennis 22. sports fishing 23. Rugby club 24. sports and recreation 25. sports union 26. K1 27. Tekvando 28. "Adventure Sarajevo" 29. Shooting 30. Universal sport 31. Tennis club 32. Paintball 33. Tennis club 34. Bicycle club

In addition to the list detailed in the Appendix, also add "Omladinska banka Tešanj". They exist from 2008 with the memorandum of agreement between Mozaik and municipality Tešanj.

## Places serving the public

**Recreation:** JU Sportsko-rekreacioni centar Tešanj- public institution: Centar for sports and recreation

**PWD access to institutions: No information**

## Civic engagement formal and voluntary

### Number or registered voters

**Local elections 2016:** 39582 registered, 19505 voted (source: FZS)

**Local elections 2012.** 37,239 registered; 20,261 voted; (source: CIK-CEC)

**Local elections 2008:** Registered 34,168; voted for mayor 16,114; voted for parties 15,666 (source CEC)

### Number of voting age population

Total : 39582

Upto 30 years old: 7308

Above 30 years old: 32274

## Public transportation

Jablanica-SŠC Dolac-Medakovo 1
Bobare-Marin Han-SŠC Dolac
Šije Borovi-Jelah-SŠC Dolac
SŠC Dolac-Tešanj AS-Medakovo-Tešanjka-Šije Borovi
Džemilić Planje-Raduša-Tešanj AS-Bukva
Oraš Planje-Jelah-Marin Han- SŠC Dolac
Džemilić Planje-Raduša-Tešanj AS-Bukva
Jablanica-SŠC Dolac-Tešanj AS-Jelah-Kalošević DOM
Jablanica-SŠC Dolac-Tešanj AS-Jelah-Kalošević DOM
Raduša škola-Tešanj AS-Jelah-Gornji Miljanovci (džamija)
Tešanj AS-Raduša-Jevadžije-Jelah-Oraš Planje
SŠC Dolac-Tešanj AS-Medakovo-Tešanjka-Lepenica (Bekrići)
SŠC Dolac-TešanjAS-Jelah-Tešanjka-Šije Borovi
SŠC Dolac-Tešanj AS-Jelah-Piljužići-Bobare
SŠC Dolac-Tešanj AS-Medakovo-Tešanjka-Šije Borovi
SŠC Dolac-Tešanj-Trepče
SŠC Dolac-Tešanj-Trepče
Medakovo 1-Trepče
Kraševo-SŠC Dolac

## Appendix



## Tešanj settlements

Blaževci; Bobare; Bukva; Cerovac; Čaglići; Čifluk; Dobropolje; Drinčići; Džemilić; Planje; Jablanica; Jelah; Jelah-Polje; Jevadžije; Kalošević; Karadaglije; Koprivci; Kraševo; Lepenica; Logobare; Lončari; Ljetinić; Medakovo; Mekiš; Miljanovci; Mrkotić; Novi Miljanovci Novo Selo Orašje Planje Piljužići Potočani Putešić Raduša Ripna Rosulje Šije Tešanj Tešanjka Trepče Tugovići Vrela Vukovo

After signing of the Dayton Accord, most of the Tešanj Municipality became a part of the Federation of Bosnia and Herzegovina. The settlement of Vitkovci became part of the Republika Srpska, including parts of the following settlements: Bejići, Blaževci, Kalošević, Lončari and Vrela. Later, the FBiH part had also been split up. The Usora Municipality was formed, a part of which also includes a former area of the Tešanj Municipality.

## Population and communities in Tešanj

Kanton/Općina/ Mjesna zajednica	Total	Bosniak	Croat	Serb	does not declare	Others	Unknown
TEŠANJ	43.063	40.461	1.462	226	128	750	36
BOBARE - DRINČIĆI - BLAŽEVCI	943	811	123	2	1	6	0
BUKVA	1.461	1.415	13	2	5	25	1
DOBROPOLJE - MEKIŠ	1.411	1.375	8	18	1	8	1
DŽEMILIĆ PLANJE	1.141	1.119	0	4	4	13	1
JABLANICA	1.550	1.533	0	0	3	14	0
JELAH	5.321	4.385	655	40	28	205	8
KALOŠEVIĆ	1.186	1.130	21	14	7	14	0
KARADAGLIJE	1.239	1.222	1	7	1	8	0
KRAŠEVO	1.430	1.359	57	1	2	10	1
LJETINIĆI	849	821	6	1	0	20	1
MEDAKOVO	1.389	1.336	30	7	2	11	3
MILJANOVCI-LONČARI	138	53	83	2	0	0	0
MRKOTIĆ	1.323	1.302	4	1	0	14	2
NOVI MILJANOVCI	2.796	2.791	0	1	2	0	2
NOVO SELO	863	790	54	1	1	15	2
ORAŠJE PLANJE	900	895	1	1	0	0	3
PILJUŽIĆI	1.823	1.713	87	0	1	21	1
PUTEŠIĆ	476	455	4	5	4	8	0
RADUŠA	3.051	2.932	31	28	14	43	3
ROSULJE	893	699	126	51	2	15	0
ŠIJE	2.582	2.535	0	0	2	43	2
TEŠANJ	5.705	5.314	92	26	45	226	2
TEŠANJKA	1.943	1.883	43	1	1	14	1
TREPČE	1.593	1.575	10	0	1	6	1
VUKOVO	1.057	1.018	13	13	1	11	1

2.1. Stanovništvo prema starosti po poljima, spolu i tipu naseljenog mjesta, po općinama/gradovima  
 (Prethodno izdavanje: 2014. god. izdavanje: 2014. god. izdavanje: 2014. god.)

Sex	Teritorija	Sex	16 naseljeno mjesto	Ukupno	Godina																Prosječna stopa rođenosti	Prosječna stopa umiranja		
					19	20	21-25	25-29	29-33	33-37	37-41	41-45	45-49	49-53	53-57	57-61	61-65	65+						
1	Tešanj	Muškarci/Total	Muškarci/Total	45.081	3.825	3.408	2.828	3.358	3.215	3.225	3.178	3.358	3.220	3.288	3.158	2.818	2.278	1.928	1.128	728	121	128	12.728	12.228
2	Tešanj	Muškarci/Total	Muškarci/Total	4.202	384	292	178	348	341	404	472	528	542	478	428	414	321	198	128	118	41	14	4.128	3.828
3	Tešanj	Muškarci/Total	Muškarci/Total	17.828	1.428	1.318	1.128	1.328	1.341	1.318	1.348	1.342	1.342	1.342	1.342	1.342	1.342	1.342	1.342	1.342	1.342	1.342	1.342	1.342
4	Tešanj	Muškarci/Total	Muškarci/Total	11.278	1.128	1.142	1.142	1.142	1.142	1.142	1.142	1.142	1.142	1.142	1.142	1.142	1.142	1.142	1.142	1.142	1.142	1.142	1.142	1.142
5	Tešanj	Muškarci/Total	Muškarci/Total	1.228	124	92	142	124	124	124	124	124	124	124	124	124	124	124	124	124	124	124	124	124
6	Tešanj	Muškarci/Total	Muškarci/Total	11.412	1.124	1.124	1.124	1.124	1.124	1.124	1.124	1.124	1.124	1.124	1.124	1.124	1.124	1.124	1.124	1.124	1.124	1.124	1.124	1.124
7	Tešanj	Muškarci/Total	Muškarci/Total	21.842	2.124	2.124	2.124	2.124	2.124	2.124	2.124	2.124	2.124	2.124	2.124	2.124	2.124	2.124	2.124	2.124	2.124	2.124	2.124	2.124
8	Tešanj	Muškarci/Total	Muškarci/Total	1.428	128	124	124	124	124	124	124	124	124	124	124	124	124	124	124	124	124	124	124	124
9	Tešanj	Muškarci/Total	Muškarci/Total	11.928	1.124	1.124	1.124	1.124	1.124	1.124	1.124	1.124	1.124	1.124	1.124	1.124	1.124	1.124	1.124	1.124	1.124	1.124	1.124	1.124

Baza UG			
B.N.	Naziv udruženja	Predstavnik udruženja	Kontakt tel.
<b>UDRUŽENJA OD POSEBNOG ZNAČAJA</b>			
1	Organizacija porodice Šehida i poginulih boraca (općina Tešanj)	Nura Mehčić	950-082
2	Organizacija RVI Tešanj	Muharem Sejdović	951-574
3	UG "USNOR" Tešanj	Almet Skopljak	950-284
4	UG "Zlatni vijenac" Tešanj	Hasan Handžić	951-615-638
5	JOB "Ujeda veterana" Tešanj	Nurol Plemić	951-472-233
6	UG "Invalide rada" Tešanj	Karadžić Hanka	951-756-500
7	"Udruga starih i slabovidnih osoba" Tešanj	Mujahid Nihad	950-022
8	Društvo za borbu protiv dijabetesa "Sugar" Tešanj	Nermin Kotočić	951-692-652
9	UG "Pomstak" Tešanj	Milan Marković	954-264
10	"Crveni križ" Tešanj	Hasan Dolamir	950-463
11	UG "Hroničnih bolesnika bolesnika" Tešanj	Buržić Osmo	951-791-180
12	UG "Crveni poljnjak" Tešanj	Ahmed Suljić	951-372-761
13	"Dobrovoljno vatrogasno društvo" Jelah	Muharem Hagić	955-378
14	UŽ "Naša porodica" Tešanj	Emina Ajanović	951-364-965
15	MOU "Dionisa" Tešanj	Husein Alić	
16	Udruga otpuštenih ratnika iz BiH "UGOR" Jelah	Ramiz Marjan	951-447-750
17	Dobrovoljno vatrogasno društvo "Tešanj 1995" Tešanj	Enea Galjević	951-941-72
<b>SPORTSKA UDRUŽENJA/DRUŠTVA</b>			
1	1NK "TOŠKA" Tešanj	Armin Šeprenović	032-941-542 951-105-042
2	2NK "BORAC" Jelah	Senad Subašić	032-963-066
3	3NK "NAPREDAK" Šija	Damir Šeprenović	951-648-334 952-529-182
4	4NK "POBJEDA" Tešanjka	Ođevad Bekrić	951-673-579
5	5NK "BOSNA-FS" Tešanj	Često Rešić	951-776-776
6	6NK "GRADINA" Tešanj	Hanka Hotić	951-902-612 032-650-818
7	7NK "ŠAHOVSKO DRUŠTVO" Tešanj	Samir Hatibović	951-965-340
8	"CENTAR BORAČKIH SPORTOVA" TEŠANJ" Tešanj	Ajla Ogrin	951-791-682 032-656-751
9	9NK "ŽENSKI OBOJKAŠKI KLUB" Tešanj	Izet Mandžić	952-189-198 032-656-410
10	10NK "ŽENSKI KOŠARKAŠKI KLUB" Tešanj	Ezren Spahić	951-177-124 951-791-094
11	11NK "HEROJEVI" Tešanj	Almedin Alajbegović	951-604-334 032-657-642
12	KLUB BORAČKIH SPORTOVA "BORAC" Jelah	Husein Alibabić	951-402-673 032-658-494
13	UG "DRUŠTVO PEDAGOGA FIZIČKE KULTURE" Tešanj	Almir Bukvić	951-585-401 032-650-247
14	KLUB ZA PRAKTIČNO STRELAŠTVO, TAKTIČKI TRENING I SAMOODBRANU "ZIGANA" Tešanj	Maria Sejdović	032-654-087
15	KARATE KLUB "JUNJA" Tešanj	Almir Glavić	950-372694
16	"SAVEZ ZA SPORT I REKREACIJU INVALIDA" Tešanj	Sabahudin Muharemović	951-537-594 032-651-794
17	"BIKLISTIČKI KLUB" Tešanj	Križević Marija	952-420-807
18	UG "VETERANI TOŠKA" Tešanj	Najudin Dajkić	950-342-2477
19	UDRUŽENJE SPORTSKIH RIBOLOVACA "BLINKER" Katošević-Tešanj	Besim Sejdović	951-090-234 032-650-014
20	"SPORTSKO UDRUŽENJE TRIPČE" Tešanj	Admir Mehčić	952-318-307
21	UG STONOTENISKI KLUB "NEC" KRAŠEVO-Tešanj	Almir Dubravac	951-412-962
22	UG GRADANA SPORTSKO RIBOLOVNO DRUŠTVO JELAH-Tešanj	Nermin Plemić	951-795-378 032-656-667
23	RAGBI KLUB "TRK" Tešanj	Paravić Salić	951-176-004 032-654-687
24	UG SPORTSKO REKREACIONI KLUB "OLIMP" Tešanj	Almir Sarić	952-425-057
25	SPORTSKO SAVEZ OPĆINE Tešanj	Besim Sejdović	951-090-234
26	KLUB "KI BOSNA" Tešanj	Ajla Gerić	953-602-541
27	"KLUB BORAČKIH SPORTOVA TEKVANDO "AKADEMIJA" Tešanj	Mehmedović Elna	953-907-719
28	UDRUŽENJE "AVANTURA SARAJEVO"-Podružnica Tešanj	Sead Muhić	952-499-299 951-077-424
29	"STRELAČKI KLUB TEŠANJ" Tešanj	Handžić Izudin	951-672-233
30	"UNIVERZALNA ŠKOLA SPORTA" Jelah	Almir Ramić	952-588-629 951-599-432
31	TENISKI KLUB "ACE" Tešanj	Miljo Šinica	032-650-724
32	PANIBALL KLUB "LASTA" Vukovo	Almir Šinica	951-792-483
33	TENISKI KLUB "VOLEJ-VOLLEY" Jelah	Avdić Miralem	
34	UDRUŽENJE BIKLISTIČKI KLUB "MTB" Tešanj	Muharem Junuz	
<b>UDRUŽENJA U OBLASTI KULTURE</b>			
1	KLUB "BOSANSKI SEVDAN" Kraševo	Dubrovac Izudin	951-691-481
2	ZUDRUŽENJE MUZIČARA "ALKATWER" Tešanj	Imet Pašalić	952-001-642
3	BOSANSKO POZORIŠTE Tešanj	Ajanović Nermin	951-003-823
4	KLUB "ZUDIN MULABEČIHOVIĆ-IZO" Jelah	Subašić(Nurol) Senad	951-142-797 032-663-099

5	KUD "BEHAR" Tešanjka	Kurtić Adis	20	UG "MIRIS ISLAM-MISKUL ISLAM" Tešanj	Muris Braškarić
6	UDRUŽENJE MUZIČARA "SEVDAH-TE" Tešanj	Cerovac Amir	21	UDRUŽENJE MUSLIMANSKO DOBROTVORNO DRUŠTVO "MERHAMEY" Tešanj	Dževad Korajić
7	UG "SEHARA" Tešanj	Miralem Alić	22	UDRUŽENJE RODITELJA, DJECE I OMLADINE S POSEBNIM POTREBAMA Tešanj	Miralem Mulabdić
8	KUD "LJILJAN-KRIN" Kalošević	Hakić Aida	23	UG "CENTAR MLADIH MILJANOVIĆI" Tešanj	Elvedin Ahmić
9	KUD "POBJEDA" Tešanj	Đulović Abdulah	24	UŽ "JORGOVAN" MILJANOVIĆI Tešanj	Crkić Fahris
10	"OMLADINSKI ANSAMBL TEŠANJ" Tešanj	Mehmedalija Hafizović	25	UG "EKO FORUM JELAH" Tešanj	Mirano Jupić
11	"HRVATSKO KULTURNO DRUŠTVO NAPREDAK" Podružnica Tešanj	Duvnjak Ivon	26	UG "GRUPA OMAHA" Tešanj	Ibrahimović Suad
<b>OSTALA UDRUŽENJA GRAĐANA SA RAZLIČITIM PROGRAM CILJEVIMA</b>			27	"UDRUŽENJE MAJKI S DJECOM S POSEBNIM POTREBAMA" Tešanj	Senada Joldić
1	UG "STARI GRAD" Tešanj	Zoraid Mehičić	28	UG "CEROVAC" Tešanj	Sinanović Nurija
2	UŽ "RUKA" Kalošević	Suada Mujkić	29	UG "DOBROBIT NAFKA" Tešanj	Jasmin Pilav
3	"UDRUŽENJE PRIVREDNIKA BIZNIS CENTAR" Jelah-Tešanj	Senad Brika	30	UŽ "DUGA" Tešanj	Ogrić Šehra
4	"INFORMATIVNO EDUKACIJSKI CENTAR ZA MLADJE" Tešanj	Adisa Kokić	31	UDRUŽENJE MOTO KLUB "ZEMLJENI VOZAČ" Tešanj	Armin Joldić
5	UG "PONIKVA" Šije- Tešanj	Šejtinović dr. Rifat	32	UG "TRAGOVI CRNI VRH" Tešanj	Rođa Sinan
6	UG "ZA UZGOJ I ZAŠTITU BITNIH ŽIVOTINJA" Tešanj	Dževad Subošić	33	"NEVLADINO HUMANITARNO UDRUŽENJE TREPČE" Tešanj	Hasanbašić Haris
7	UDRUŽENJE "ETNO IN" Tešanj	Adel Džanić	34	"UDRUŽENJE VIJEĆE MLADIH" općine Tešanj	Maglić Armin
8	"PLANINARSKO-SPORTSKO DRUŠTVO ZMAJEVAC-684" Tešanj	Brikić Džeravid	35	UDRUŽENJE MLADIH "MLADI MEHAJA" Šije-Tešanj	Idham Kruško
9	UG "PČELA" Tešanj	Husibegović Mahmo	36	UDRUŽENJE BORACA ODBRANBENO OSLOBODILAČKOG RATA 1992-1995- O.demobilisanih općine Tešanj	Rođa Saiko
10	"JEDINSTVENA ORGANIZACIJA MLADIH-JOM" Jelah	Armin Maglić	37	UG "AVDI PAŠA TEŠANJ" Tešanj	Senad Rođa
11	UG ODRED IZVIDAČA "CRNI VRH" Tešanj	Pobrić Mujo	38	UDRUŽENJE MLADIH "NAŠ TEŠANJ" Tešanj	Adnan Meguda
12	UDRUŽENJE OMLADINSKA ORGANIZACIJA "EKO-MLADI" Jablanica-Tešanj	Spahić Mersed	39	UDRUŽENJE FORUM MLADIH "POLET" Jevadžije-Tešanj	Skulić Vehid
13	UDRUŽENJE "JEDNA JEDINA" Jelah-Tešanj	Islom Dubravac	40	UG "ŽENA ŽENI" Tešanj	Mujić Enisa
14	OMLADINSKI KLUB NOVI MILJANOVIĆI- Tešanj	Kruško Merzudin	41	UDRUŽENJE BOŠNJAKA " VRIJEME-ZEMAN" Tešanj	Hadžkadunić Jasmin
15	UG "ZAJEDNO" Jelah-Tešanj	Ismet Zeničanin	42	UDRUŽENJE ZAPOSLENIKA S UMANJENOM RADNOM SPOSOBNOSTU ZAPOSLENIH U MANN HUMMEL BA.D.O TEŠANJ	Husančić Fuad
16	UG "REZ" Rosulje-Tešanj	Senad Hirzović	43	UDRUŽENJE "PLESNI KLUB POBJEDA-WIN" Tešanj	Emad Bedak
17	UDRUŽENJE ANTIFAŠISTA "JOSIP BROZ TITO" Tešanj	Solih Brikić	44	UŽ "Poljoprivrednice Usorsko-Tešanjškog kraja" Tešanj	Brikić Nađa
18	UDRUŽENJE EUROPSKI POKRET "JELAH" Jelah-Tešanj	Unkić Nedžad	45	"UDRUŽENJE VOVOVOO GRABOVAC" Tešanj	Pobrić Kemal
19	UG " BOSANSKI ZELENI POLUMJESEC" Tešanjka	Haris Ajo	46	UŽ "BISER" Ljetinac- Tešanj	Hančević Subhija
			47	LOVAČKO DRUŠTVO "KISELJAK" Tešanj	Hančić Muhidin

### Appendix 4: Citizens’ Voices Survey

The “Citizens’ Voices” web portal provided opportunities in which anyone who felt excluded could participate, and supplemented this with a personal survey to get input from people who do not use the internet. The portal became active in early July 2018 and personal interviews were held from then until early October; this chapter analyses all responses received by 11<sup>th</sup> October 2018.

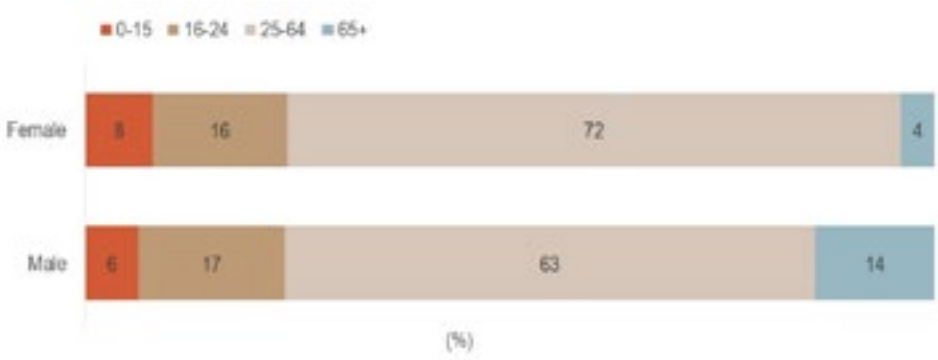
respondents could anonymously provide basic data on their sex, age, education, employment and location, before proceeding to specific questions about their experience of exclusion. They also had the opportunity to share their story in text, pictures, voice or video recording.

The sections on the experience of exclusion allowed respondents to select as many responses as they liked from a list of typical experiences tailored to the reason for exclusion (e.g. women might experience controlling behaviour from family members, whilst people with disabilities might face obstacles getting into vehicles or buildings). However, in all categories, respondents had the opportunity to list any other experiences as well as choosing from the list, and could also offer suggestions for improvement.

The web portal <http://www.ukljucise.ba> was freely available to anyone online, and people could also use free-of-charge internet access and get assistance in completing their submission at any of the Community Hubs run by the Swiss-funded UNDP *Strengthening Local Communities* (MZs) project. Recognising that many of the most excluded might not be internet users and might not be able to get to the Community Hubs, project staff and their partners also carried out face-to-face interviews with excluded people in their communities.

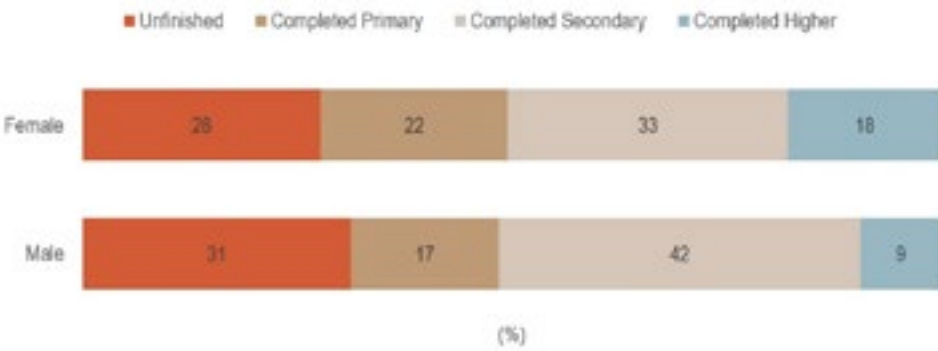
### Profile of the respondents

Figure Annex 5A: Age and sex profiles of the respondents



Source: Citizens’ Voices Survey

Figure Annex 5B: Education and sex profile of the respondents



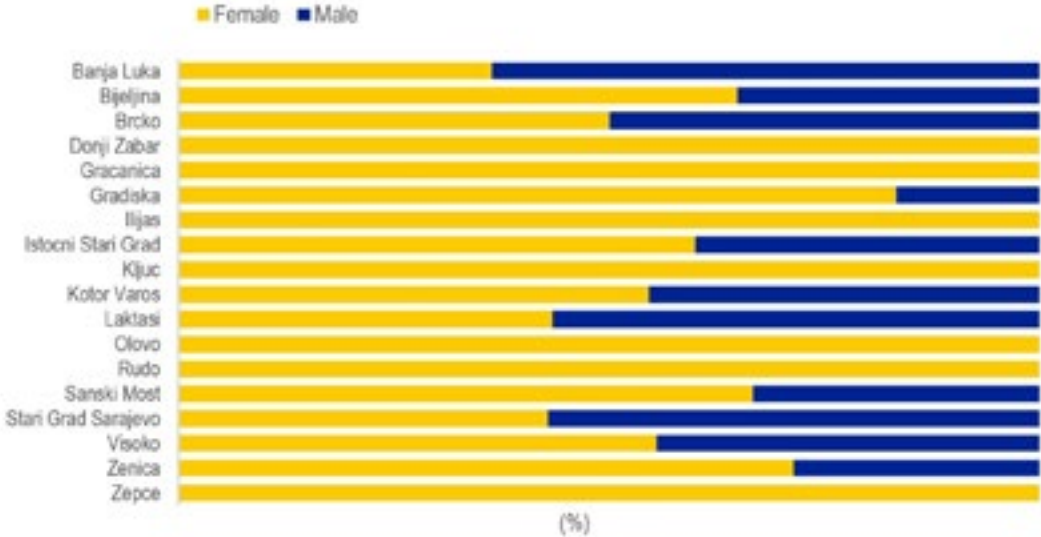
Source: Citizens’ Voices Survey

**Figure Annex 5C: Employment and sex profile of the respondents**



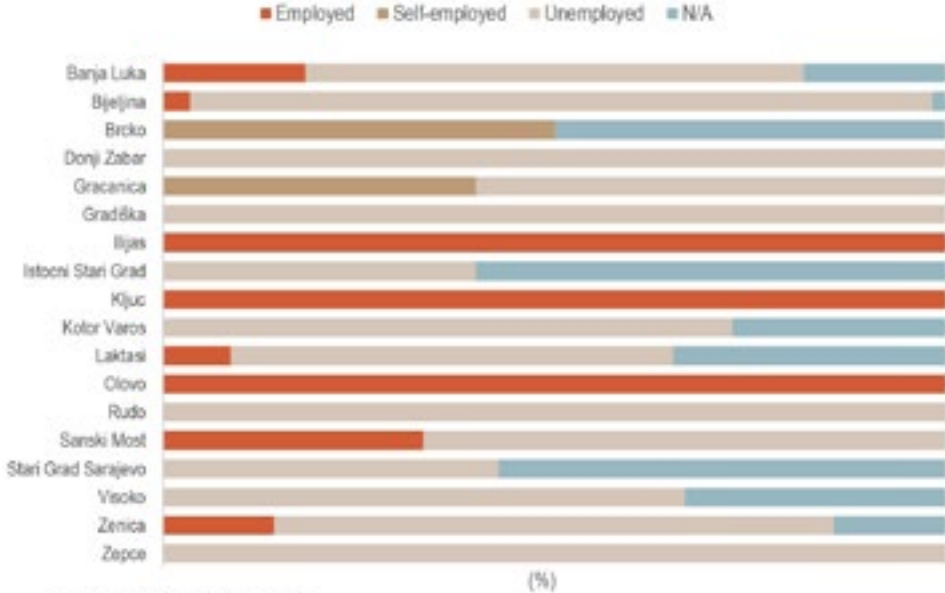
Source: Citizens' Voices Survey

**Figure Annex 5D: Location and sex profile of the respondents**



Source: Citizens' Voices Survey

**Figure Annex 5E: Employment and location profile of the respondents**



Source: Citizens' Voices Survey

## Quotes

“Majka sam djeteta sa poteškoćama u razvoju i zbog poteškoća mog djeteta koje zahtjeva cjelodnevnu brigu drugog lica nisam u mogućnosti da radim.

Zbog ne postojanja potrebnih ustanova(dnevnih centara) koje bi brinule o mom bolesnom djetetu u našoj lokalnoj zajednici nisam u mogućnosti tražiti posao.

Većinu vremena provodim u kući sa bolesnim djetetom.

Moja porodica broji četiri člana: Suprug radi kako bi obezbjedio osnovne uslove za život .Dva sina od 13 i 9 godina. Stariji sin je djeteta sa poteškoćama u razvoju , čije je oštećenje trajno i zahtjeva stalni nadzor drugog lica.

Situacija bi bila mnogo lakša ukoliko bi u svojoj lokalnoj zajednici imali adekvatnu ustanovu sa stručnim kadrom koji bi radio i brinuo o mom bolesnom djetetu. Samo na taj način bi mogla tražiti zaposlenje i osjećati se korisnom za društvo i porodicu.”

*“I am the mother of a child with developmental disabilities and because of my child’s difficulties requiring all-day care for another person, I am unable to work.*

Due to the lack of necessary facilities (day care centers) to take care of my sick child in our local community, I am not able to look for a job.

*I spend most of my time at home with a sick child.*

*My family has four members: The husband works to provide basic living conditions. Two sons, 13 and 9 years old.*

*An older son is a child with developmental disabilities whose impairment is permanent and requires constant supervision by another person.*

*The situation would be much easier if they had an adequate institution in their local community with skilled staff to work and care for my sick child. Only in this way could she seek employment and feel useful to society and family.“*

“Isključenost postoji u različitim kategorijama društva,najviše je ukorjenjena kod osoba do 30 do 50 godina.Obično su to kategorije koje su bez zaposlenja jer poslodavci u većini oglasa za posao traže mlađe osobe ili osobe sa radnim iskustvom.Moja isključenost se uglavnom odnosi na trenutnu situaciju u društvu u BiH.Često nailazim na probleme vezane za političku nepodobnost čak i onda kada se moje sposobnosti ne mogu dovesti u pitanje.Ukoliko si pripadnik vladajuće političke opcije svi poslovi su dostupni,čak i honorarni poput Upravnih odbora,komisija i sl.Samim tim se stvara situacije i ekonomske isključenosti jer kao osoba koja traži posao i radi povremeno teško je ostvariti ekonomsku stabilnost.

Smatram da bi na nivou države trebalo smanjiti poreze i pritisak na ugovore o djelu za privremene poslove i omogućiti pravednije plaćanje izvršioca tih poslova sto bi na neki način doprinijelo većoj ekonomskoj isplativosti takvih poslova.

Takođe mislim da bi trebalo na nivou države oformiti agencije koje bi nudile besplatne dodatne edukacije,radionice i uvezivale korisnike istih sa poslodavcima.

Najvažniji segment kod političke isključenosti jeste donošenje novog zakona O sukobu ekonomskog interesa kojim se zabranjuje da zaposleni sa iznad prosječnim primanjima tj izabrani politički zvaničnici imaju dva ili više poslova te da takođe uz sva primanja budu u Upravnim odborima i komisijama i sl.Kada bi bila pravednija raspodjela poslova vjerujem da ne bi se smanjio broj odlazaka iz BiH.”

*“Exclusion exists in different categories of society, most rooted in people under 30 to 50. Usually these are jobless categories because most job advertisers are looking for younger people or people with work experience. My exclusion mainly relates to the current situation In BiH, I often encounter problems of political ineligibility, even when my abilities cannot be called into question. it creates situations and economic exclusion because as a job seeker*

*and occasionally working it is difficult to achieve economic stability.*

*I believe that at the state level, taxes and pressure on temporary work contracts should be reduced and a more fair payment for the executor of those jobs would be made, which would in some way contribute to the greater economic viability of such jobs.*

*I also think that agencies should be set up at the state level to offer free additional training, workshops and link the beneficiaries with their employers.*

*The most important segment in political exclusion is the adoption of a new Law on the Conflict of Economic Interest, which prohibits employees with above-average incomes, ie elected political officials, from having two or more jobs, and to be with all remuneration on the boards and commissions, etc. job distribution I believe would not reduce the number of departures from BiH.“*

“Rođena sam 1957. godine. Udala sam se, odgajala troje djece. Nikad nisam imala prilike da radim. Sada živim sama sa mužom u nedovršenoj kući sa veoma malom penzijom (260 KM). Imam problem zdravljenosti, bole me noge i kukovi. Teško dolazim do svoje kuće, ima puno stepenica do ulaza u kuću. Ali živi se, mora se.”

*“I was born in 1957. I got married, raised three children. I’ve never had the opportunity to work. Now I live alone with my husband in an unfinished house with a very small pension (260 KM). I have a health problem, my legs and hips hurt. I have a hard time getting to my house, there are lots of stairs to the entrance of the house. But one lives, one has to.”*

“Penzioner, živim sam sa sinom u stanu, imam zdravstvenih problema i često nedovoljno sredstava za nabavku pojedinog lijeka. Korisnik sam socijalne pomoći u vidu paketa pomoći sa hranom od socijalnog. Često se i osjećam usamljeno, kada i sin nije tu, on radi. Svakodnevica je dnevna šetnja u popodnevним satima do obližnjeg parka do klupa, i nazad kući.”

*“A pensioner, I live with my son in an apartment, have health problems and often have insufficient funds to purchase a single medication. I am a beneficiary of social assistance in the form of a social assistance food assistance package. I often also feel lonely, when my son is not there, he works. The daily walk is in the afternoon to the nearby park to the bench, and back home.”*

“Živim u porodici gdje je moj muž 70 % invalid bez nekih većih primanja. Prima invalidninu u nekom malom iznosu koja nije dovoljna da izdržava četveročlanu porodicu, ja i dvoje djece. Tražeći dodatni posao kao žena manje sam vrednovana kod obavljanja nekih poslova. Obzirom da i nemam neko obrazovanje nemoguće je naći neki bolje plaćen posao. Možda bi kroz drugačije bodovanje i vrednovanje kod aplikacija za posao trebalo voditi računa o tim različitim životnim situacijama nekih osoba i da one imaju određenu prednost.”

*“I live in a family where my husband is 70% disabled without some major income. She receives a disability allowance at a small amount that is not sufficient to support a family of four, myself and two children.*

*Looking for extra work as a woman is less valuable when doing some work. Since I don’t have any education, it’s impossible to find a better paying job. Perhaps different grades and situations of some individuals should be taken into account through different scoring and evaluation in job applications and that they have some advantage.“*

“Osjećam se isključeno jer sam pripadnik Romske populacije. Svi znamo kakav je položaj Roma u društvu. Jednostavno ne mogu pronaći zaposlenje a samim tim ne mogu da si obezbijedim osnovne uslove za život. Osjećam se drugačije od ostalih ljudi, nemam istu zdravstvenu uslugu, pružanje komunalnih usluga itd.”

*“I feel excluded because I am a member of the Roma population. We all know the position of Roma in society. I simply cannot find a job and therefore cannot provide myself with basic living conditions. I feel different from other people, I don't have the same health service, utilities, etc.”*

“majka sam djeteta s autizmom (dječak, 7). Muz i ja imamo jos jednog sina, 13 godina. Do prije 3 godine sam radila u privatnoj firmi puno radon vrijeme. Moje dijete s autiymom nikada nije islo u vrtic, jer ga ni jedan vrtic nije htio primiti, pravdajuci se da nema kapacitet. Roditelji su pomagali, ali kako je dijete vece roditelji ne mogu sami. Ja sam presla na poso s pola radnog vremena, a potrebe za privatnim logopedima i ostalom strucnom pomoci koju placamo privatno rastu. U javnim ustanovama rade po za starjelim metodama, bez mjerenja progresa po djetetu. Imamo manje novaca, mnogo finansijski sredstava odlazi na potrebe jednog djeteta, drugo dijete ne moyemo pratiti po utakmicama i sl. jer jedan roditelj uvijek treba biti u kuci s drugim djetetom. Osjecam da se raspadamo.”

*“am the mother of a child with autism (boy, 7). The husband and I have another son, 13 years old. Until 3 years ago, I worked at a private firm full time. My child with autiym never went to kindergarten because no kindergarten wanted to receive him, justifying that he had no capacity. Parents were helping, but as a child is bigger parents can't help themselves. I moved to a part-time job, and the need for private speech therapists and other professional help we pay privately is growing. In public institutions, they work according to old methods, without measuring the progress of the child. We have less money, a lot of money goes to the needs of one child, the other child cannot be followed by matches, etc. because one parent should always be at home with the other child. I feel we are falling apart.”*

“Ratni vojni invalid, nezaposlen, s obzirom na godine i na sruštvene (ne)prilike bez nade u zaposlenje. Negativna selekcija, partijski poltronizam i bezobzirnost vlastodržaca ne budi optimizam kod običnih građana da će se u skorije vrijeme stvari promijeniti na bolje i da će pravednije društvo zavladata našim vremenom. Samim tim će i životni standard građana stagnirati i na ovim prostorima će ostati sampo ubogi i stari, do ovozemaljskog svršetka.”

*“War veteran disabled, unemployed, given age and social (un) opportunity without hope of employment. Negative selection, party poltronism and ruthlessness of the rulers do not raise optimism among ordinary citizens that things will change for the better in the near future and that a fairer society will rule our time. Therefore, the standard of living of the citizens will stagnate and will remain poor and old in this region until the end of the earth.”*

## Appendix 5: Center for Social Work and Education Specialist focus group recommendations

From: *Papic, Ž., M. Ćuk, F. Zuko, S. Pucar, and F. Memić, (2013) Non-contributory Cash Benefits for Social Protection in BiH, What Works and What Does Not (I) (2013), Maastricht University School of Governance Maastricht University Graduate School of Governance and IBHI, pp 119 – 121.*

### 3.A Identified problems by experts from centres for social work in the implementation of social benefits in these institutions, with proposals for improvements

The implementation of social benefits in all systems is burdened with problems of securing funds, needs which surpass the capacities of the system, the specific requirements of individual groups of beneficiaries, the general economic and political situation, demanding the administration etc. The overall situation in the process of approving social benefits in the centre for social work creates a series of problems. The key problems identified by social workers were the following:

– Daily rise in the number of persons who turn to the centre for social work for various needs. Most have severe difficulties in securing existence for themselves and their families, lack other resources and request assistance of the society. Most numerous among them are citizens able to work who lost their jobs or were never able to find employment. Long-term unemployment causes that several generations in a family become social protection beneficiaries and that they remain mired in poverty.

– Increase in the number of beneficiaries is not reflected in the allocation of funds for social protection, but exactly the opposite. Each year there are more and more problems with the levels of allocation of funds, in the meantime, the level of benefits are increased, but the funds are increasingly difficult to obtain. The centre for social work influences policies of local communities, but it is insufficient, as the proposals are most frequently not accepted, funding is reduced and restricted and budget plans fail to reflect even established rights, let alone real needs.

– Constant delays and uncertainty regarding disbursement of benefits are as great a problem with the shortage of funds. Even the funds allocated by the Republic have been known to arrive late, which creates uncertainty for both beneficiaries and employees and demotivates them in their work. Inflows from local budgets are irregular, without clear dynamic and reliable parameters about timing of disbursement and even whether they will be made at all. The difficulties are particularly great for covering costs of institutionalization. Many centres are several months in arrears with covering those costs and are unable to receive necessary funds. Employees in the centres for social work are in direct contacts with beneficiaries and they are unable to rationally explain this situation, which further complicates relationships, causes frustrations and unnecessary conflict.

– The existing system with established criteria prevents or severely restricts entry to some citizens. This is the case for the population able to work, as well as for some groups of persons with disabilities (for instance the deaf persons), which creates discrimination, in itself contrary to the basic principles of social work and employee conduct.

– Accumulation of problems is not followed by corresponding increased employment in the sector of social protection. Most centres suffer from limited and insufficient staffing. Employment of new specialist personnel is approved only with difficulty, existing staff is subject to great stress, mechanisms of supervision are underdeveloped and all this leads to excessive pressure on the staff and to burnouts. There are also no permanent professional training and development programs, trainings are only offered on occasional basis.

– Besides the shortage of specialized staff, insufficient material resources for operation of different services represent another problem. The territories covered by centres are large, centres lack vehicles for visiting beneficiaries, the lack of funds for material expenses is chronic, the premises are cramped, unsuitable, non-functional and ill-adapted for persons with disabilities and the elderly.

– All interviewed social workers agree that the new Law on Social Protection brought improvements to the system by providing clearer definitions of rights and increasing their levels. However, all that is still insufficient, since even the new levels are not so high as to permit meeting even the minimum needs. Possible response to such problem would be «to create a system of social protection which would apply unified criteria or creation of conditions that the rights related to securing existence are the same across all systems».

Proposals of specialists for improved targeting of social benefits are as follows:

– \_benefits for those in most severe conditions should be channelled through development of specific programs of assistance and support based on the type and degree of needs, which is also permitted by the Law on Social Protection through expanded rights (Trebinje);

– \_more attention should be devoted to persons with greatest needs, such as persons with limited mobility or persons unable to move, protection measures should be developed that would permit them to lead higher-quality lives, as well as for other socially vulnerable and multi-member families (Bijeljina);

– \_existing legal solution should be improved by devising more precise criteria on a broader level, so as to establish also the obligations of families, and not solely of the government (Zvornik);

– \_when defining these criteria, different factors, such as the cultural aspect, should be taken into consideration, but certainly not status. For instance, the needs of the rural inhabitants for assistance are somewhat lesser than in towns because they own vegetable plots, this is why detailed assessments of the situation, needs and capacities of households, and of other potential sources of income, are necessary, and other types of incentives that might serve as antidote to poverty should be included, such as investments into agricultural households so they become capable of independent living (Banja Luka);

– \_the existing mode of targeting social protection benefit is satisfactory and need not be changed. The benefit levels are the problem, because they do not take into account needs and the situation that has been deteriorating due to inability of the work capable population to find employment and the pressures they exercise on the social protection resources (Teslic, Prnjavor, Derventa and Pale);

– \_the benefits for persons in most severe position should be channelled through development of partnerships with the nongovernmental sector and local communities, through which certain types of assistance might be directed. Furthermore, with regard to the benefit levels, these should suffice to meet basic living needs, and should be channelled through associations of persons with the same or similar conditions (Eastern Ilidza and Gradika);

– \_benefit levels for persons in most difficult position need to be increased, and reviews should be carried out regularly in order to ensure that available funds are targeting those who are in greatest need (Celinac);

– \_benefits should be targeted on the basis on social assessment and severity of the situation. It is necessary to establish a clear difference between persons who have no incomes or assets, whose housing question is unresolved, who have no relatives with legal obligation of support, the elderly or ill persons, and persons who have legally bound relatives and assets, and thereby are in position to secure funds required to support themselves (Gradiska, Trnovo);

– \_defining of the minimum and the percentages of the budgets that the local communities should set aside for social protection, along with more equitable allocation of these funds in local communities, would be a way to improve the targeting of social benefits towards the poor (Prijedor).

## THE PROBLEM OF EDUCATION DROPOUT

*Local Action Research on Scale and Causes of Education Dropout*  
*Ivana Zečević (2018), Save the Children, pages 29, 38-41.*

Respondents from focus groups and interviews consider education dropout to be a problem present in their communities, detected in both primary and secondary schools, with a higher dropout rate in secondary schools. Leaving education at the secondary school level is explained by the fact that it is not mandatory. When it comes to school dropout in primary schools, the rates are higher in children from rural, than from urban areas.

Children who leave education come from socially vulnerable families in which no one is employed, or from those where parents are not educated, thus attribute no significance to education. Aside from that, respondents consider Roma children to be another risk group for education dropout, along with children from incomplete and dysfunctional families, as well as children without parental care or children with disabilities.  
(...)

### **1. Recommendations for educational institutions:**

- a) Strengthen teaching staff in the domain of pedagogical and psychological competencies, through additional trainings and seminars, so that they are able to:
  - a. Recognize a child in risk of school dropout,
  - b. Individualize the education process in order to enable every child to get education according to their capacities, developing them to maximum extent possible.
- b) Work on strengthening cooperation, thus also trust, between parents and schools, enabling parents to participate in the educational process, or in other way volunteer in schools and/ or institutions. Application of this recommendation would ensure that parents understand that they are an important partner in their children's education and that the school recognizes them.
- c) Cooperation with parents should start before their children start school. That can be achieved through lectures organized for parents after their children enrol, about preparation for school and significance of education for proper development of their children. Parents ought to understand that once their child starts school, they become partners with the teachers.
- d) Adapt school infrastructure to children with disabilities, provide them with a personal assistant etc. in order to fit education to their needs. Adapting school infrastructure to children with disabilities, shows parents that their child is welcome to school and has equal access to school as any other child. This way, a positive atmosphere is created for children with physical impairment and their education.
- e) Providing personal assistants ensures support to both children and teachers. That way, work with children with difficulties is individualized and their progress accelerated. This can be motivating for parents of children with disabilities, to enrol their children and to trust that they can be accepted and that work with them is adequate.

f) Primary and secondary schools should develop close cooperation and share information related to enrolment of elementary school pupils to high schools. That means that it is necessary to develop a system in which each primary school would receive notice from the secondary school in which their pupils enrol next. This would allow for better control of data about primary school pupils who enrol to secondary schools. Due to current legislation and the fact that secondary education is not mandatory, it is only possible to enhance information exchange.

g) Primary schools have to develop motivation programs for pupils to enrol in secondary education. Those can be developed together with high schools, for example by organizing info days in secondary schools where primary school pupils would attend presentations explaining what type of education and vocation training is offered in specific high schools, as well as the manner and price of such education.

h) Primary school enrolment policy is the responsibility of line ministries. Tests and materials used by pedagogues and psychologists should be uniform at entity/canton/district level, but they are not. Uniformity would provide possibility of tracking children in the education system according to various criteria, including school dropout and its prevention. In that case, primary schools should be collecting the following data when registering first graders:

- a. family: structure, functioning, socioeconomic status,
- b. child: cognitive, socioemotional and motor maturity, health, interests.

Based on the acquired information, expert teams could take notice of children at risk of school dropout, in relation to any factor linked to either the family or the child itself. Obtaining such information early, means possible prevention and inclusion of relevant institutions when their support is deemed necessary.

i) School curriculum is a document whose changes are very difficult to implement, since its modification entails high expenses. However, teaching methods and techniques can be easily modified by teaching staff to become different, closer to interests of children. That way, school itself would become more appealing to students.

j) One of the reasons for school dropout being the lack of financial means, schools could take care of providing textbooks for pupils from socially vulnerable families. Schools should find ways to acquire required textbooks, but also to implement other actions that could help solve this problem, including activities that would develop empathy and humanity, as very important values, in other children.

## **2. Recommendations for institutions and organizations at the local level:**

a) In the beginning of each academic year, local authorities should put together a record of children who are supposed to enrol in the first grade of primary school and send such data to schools, according to registration areas. Further, it is important that primary schools submit information about children who belong to their registration area but fail to enrol. The local authorities should receive information on whether such child enrolled in school and where.

b) Intensify cooperation of schools and local communities by using as much resources from the local community as possible during the educational process. That would make classes more interesting, concrete and closer to children, making them perceive school in a different manner.

c) Create programs that would assist pupils with difficulties in learning and behaviour. Those programs can be implemented in schools, or in day cares for children at risk, like the ones that exist in the project "Creating supportive environment for social inclusion of children".

d) It is necessary to work on transforming specialized institutions for children with disabilities into centres for development of inclusive practice, in which children with difficulties would be provided assistance in adopting adaptive skills, as well as rehabilitation. This way, the number of children in regular education would rise, i.e. more children would be educated in regular schools, while such centres would provide additional services developing support related to rehabilitation and adoption of daily life skills. By transformation of specialized institutions into centres for development of inclusive practice, local communities would gain more institutions that would offer diagnostic and intervention services, which also improves quality of education of children with disabilities.

e) Develop multidisciplinary cooperation between institutions and organizations who are in charge of child care at the local level, so that any child with a problem would be timely identified and provided with proper assistance. Aside from providing assistance to children, multidisciplinary approach would provide support to the entire family. Identification of children with developmental impairment can be done by school, health centres or mental health centres. The important thing is to share relevant information as soon as child's impairment is identified. Exchange of such information is vital to their development.

f) Institutions and organizations at the local level should sign protocols on cooperation and exchange of all information related to children and their families, in order to make their work with them more efficient. It is important to note that such information is confidential and should not be publicly available.

### **3. Recommendations for system strengthening at entity/canton and state level:**

a) Strengthen educational institutions by hiring experts from the following fields: psychologists, defectologists, social workers and pedagogues, which would allow for a more efficient work with students in need, given that children who drop out of school have many different reasons for it and show signs of the problem before dropping out. In order to provide effective and timely reactions, educational institutions should have more experts at their disposal.

b) Work on changing the education system, without relation to curricula that do not follow students' capacities or are not aligned with the community needs. Firstly, that means better planning of subjects that teach about widely available data, thus unnecessary to remember, as well as changing obsolete methods of work. This way, motivation for learning would be directly and indirectly enhanced, along with the interest for school. That would allow children to perceive school as an interesting place where they acquire new knowledge.

c) Set up a system that would track children from birth until completion of formal education. Such system should be focused on active inter-school communication. This communication involves obligation of the school to, when enrolling a student, inform their previous school of that fact. Also, creating records of six-year-olds would allow for a more efficient tracking of children who did not start school or whose parents, for any reason, avoid the education system.

d) It is necessary to adjust secondary education to the requirements of the labour market, which means it is important to pay attention to secondary schools in specific communities in relation to requirements for vocations needed in those municipalities.

e) Develop a methodology for continuous tracking of every child's development at school, with clearly formulated criteria for each age, using such documents for early intervention and for the purpose of informing other experts about each child (for example student files, transferred from one to another level of education).